


KaVo Instruments

DENTAL
EX
CEL
LEN
CE



KAVO
Dental Excellence



Contents

04	Dental Excellence	
	KaVo highlights	04
	By experts, for experts	06
	Made in Biberach	08
10	Handpieces, contra-angles and turbines	
	■ MASTER series	14
	■ EXPERT series	24
	■ SMART series	32
40	Instruments and more	
	Motors and couplings	42
	Scalers and tips	48
	Laboratory and articulators	56
60	Indications	
	Prophylaxis	62
	Diagnostics	66
	Restoration	74
	Endodontics	78
	Surgery	82
88	Hygiene and service	
	Reprocessing & maintenance	90
	KaVo Original Service	94
	Register	98

The products, equipment and services shown and described in this catalogue are not available in all countries. All information provided is correct at the time of going to press.

KaVo highlights
Dental Excellence since

1909

With a variety of patents and utility models granted, KaVo consistently delivers on its promise of Dental Excellence. We have repeatedly set new standards with our innovations, especially in terms of instruments, and we will continue to exceed expectations.



1922

Development of the first dental instrument: the first sterilisable handpiece, Asepto, is created in 1924



1977-1980

The MULTiflex coupling sets a worldwide standard and later becomes the MULTiflex LUX system with integrated light



1989

The SUPERtorque 640 B is born, the first instrument with a robust light rod thanks to the bundling of 3,000 optical fibres



2003

INTRA LUX KL701 motor, the world's smallest dental micromotor of its time




2010

Introduction of MULTI LED for perfect lighting and fast, economical switching to LED



2014

MASTERsurg surgical unit with one-touch calibration and instrument checking



2020

SURGmatic S201 XL Pro, hexagon clamping system enabling 80 Ncm torque and an outstanding lifetime



2022

SURGmatic S15 L Pro with 1:5 transmission for a compelling cutting performance


1909

KaVo is founded in 1909 in Berlin-Steglitz by Alois Kaltenbach with a mission to deliver „quality and precision“



1970

Introduction of the INTRAmatic coupling, a worldwide standard




1984

SONICflex 2000, the start of a unique air scaling success story that continues to this day



2003

GENTLEpower, low-vibration operation thanks to new triple-gear technology



2008

DIAGNOdent pen, caries detection based on laser fluorescence technology, with no X-rays or mechanical stress



2013

MASTERtorque M9000 L with Direct Stop Technology and improved performance



2018

PROPHYflex 4, the first powder jet device based on the mixing chamber principle for targeted work



2021


DIAGNOcam Vision Full HD, one camera for three diagnostically relevant images in full HD resolution within one second



By experts, for experts
KaVo instruments are created from the best materials according to your requirements.

In fact, everything starts with what you need

The development of a KaVo instrument often begins in dental practices like yours. During numerous technical discussions around the world, we take note of your requirements and suggestions and, from those, derive the features for new KaVo instruments. For example, a refined instrument head size for a better view of your work, easier hygiene and any specific requirements from your specialist area of work: what you come up with sets the goals pursued by our product developers.



The future is made in Biberach

To ensure new KaVo instruments not only meet the highest requirements, but also far exceed them, innovations at KaVo are all about teamwork. Specialists in design, development, marketing and sales all work together on-site in Biberach throughout the entire product development phase. Preliminary drawings become 3D data, and initial material samples become final prototypes. Once everyone is satisfied, production tests begin for the KaVo instruments that you will later be thrilled to use every day at your practice.




6 MILL. instruments sold worldwide
are proof of Dental Excellence.



Tested in Biberach, proven in practice

To ensure KaVo instruments can cope with the tough conditions they will face in practice, they have to pass some very rigorous tests. In our development laboratories, we simulate the kind of stress that equipment will encounter during years of use. Can the instrument complete several billion rotations with no problems? Is the retention force at the bur really as high as 30 newtons? Does the turbine still stop in less than a second after being used for the thousandth time thanks to Direct Stop Technology? Once the quality and performance of our instruments is beyond any doubt, pre-production testing is concluded and serial production can begin.

Made in Biberach
Everything is made by us!
Biberach – the home of quality.



95%

of all parts for KaVo instruments
are produced in Biberach.

**11,500 m² space for the narrowest
of margins (in the μ range)**

Other suppliers still have their head office in Germany, but outsourced their production long ago. KaVo, however, insists on a 100% 'Made in Germany' approach for its instruments. This means all our instruments are made exclusively at the main plant in Biberach. But the most important factor in ensuring the legendary KaVo quality is our 'vertical integration' of at least 95%. This means almost all components (of which there can be up to 50) in a KaVo instrument are also manufactured in Biberach and are therefore subject to the same stringent quality control.

From delivery of the raw materials to the final inspection of the finished instruments, the 400-plus highly qualified employees at the 11,500 m² production facility are focused on the tiniest details. Ultra-precise production, based on tolerances in the μ range (one μ equals 0.001 mm), ensures that you in turn can work with real precision at your practice.

100%

quality, from the raw
materials to the finished
instrument. All from a
single source.



**Ultra-clean quality inside,
dust kept outside**

The final assembly of many KaVo instruments is performed in special dust-free rooms. To stop even the smallest dust particle impairing the great quality associated with KaVo, the air is constantly cleaned and purged. Temperature, humidity and air pressure are also kept constant. This is the only way that each individual KaVo instrument can pass its thorough final inspection prior to delivery.

440

highly qualified employees with
an average seniority of over 20
years, ensure the instruments
produced deliver the quality
associated with KaVo.



Quality pays – every single day

KaVo has now sold over 6 million instruments worldwide. This includes the KaVo EXPERTmatic E25 L, which is one of the most successful instruments ever (with over 100,000 units produced). But for KaVo, quality both today and in the future is more important than previous sales figures. And this is why every single instrument undergoes final testing – and a final polish – prior to delivery. So it can make a dazzling impression at your practice for the whole of its working life.

98%

re-purchase rate for
instruments shows just how
satisfied our customers are.



HANDPIECES,
CONTRA-ANGLES
& TURBINES

MASTER series

Enjoy maximum power
with KaVo's most innovative comfort.

- Best treatment quality
- Maximum treatment comfort
- Highest patient satisfaction



EXPERT series

Rely on KaVo's
advanced performance.


- Maximum longevity
- Efficient operations
- Reliable features



SMART series

Start safe with affordable KaVo quality.

- Made in Germany
- Premium materials
- Entry level price for the world of KaVo





MASTER series

Enjoy maximum
power with KaVo's most innovative comfort.

Handpieces and contra-angles

Benefits at a glance.



Optimum access

thanks to the ergonomic 100°/19° head/knee angle combination



Triple-gear technology

for ultra-smooth operation with minimal vibration



High-tech FG chuck with carbide guide bush

for optimum longevity



Flexibility thanks to exchangeable heads

for complete versatility and optimum cost effectiveness



Ceramic ball bearings

for excellent quiet and low-vibration operation



Small head size

for easy, efficient access to the preparation area



Plasmatec coating

for a perfect grip and excellent hygiene



24-month warranty

for proven quality



3-port spray

with ultra-fine spray wetting for optimum cooling



Glass rod light conductor

with up to 25,000 lux for reliable detection of the preparation margins



Low volume (only 55 dB(A))

to eliminate unpleasant noises for patients and treatment personnel



Internally channelled, separate coolant

for optimum spray results



Replaceable spray microfilter

for effective and trouble-free spray cooling



KaVo INTRAmatic coupling system

can be used with any treatment unit



KaVo push-button chuck system

with a retention power of up to 30 N for secure retention of the bur



Thermo-disinfectable

and sterilisable up to 135 °C




MASTERmatic

Made in
Germany

Handpieces and contra-angles

1. Best treatment quality
2. Maximum treatment comfort
3. Highest patient satisfaction



MASTERmatic LUX speed-increasing contra-angle M25 L (1:5)
Our best high-speed contra-angle thanks to a reduced head size (H: 13.5 mm; diameter 10.3 mm), ergonomic head/knee angle combination, carbide guide bush, triple-gear technology and replaceable spray filter, 3-port spray, push-button chuck, ceramic ball bearings, low volume (55 dB(A))
Mat. no. 1.009.3630



MASTERmatic LUX speed-increasing contra-angle M05 L (1:5)
Mini head (H: 12.6 mm, diameter 9 mm) for short-shaft burs, triple-gear technology and replaceable spray filter, 1-port spray, with push-button chuck, ceramic ball bearings, head 43% smaller than for GENTLEpower 25 LP, perfect for hard to reach areas and ideal for treating children and the elderly, low volume (55 dB(A))
Mat. no. 1.009.3640



MASTERmatic LUX reducing shank M29 L (7.4:1)
For endodontic applications, glass rod light conductor with up to 25,000 lux, replaceable spray filter, maximum treatment flexibility with 14 exchangeable heads
Mat. no. 1.009.3580



MASTERmatic LUX handpiece M10 L (1:1)
Suitable for handpiece and contra-angle burs, no replaceable spray filter, also suitable for straightforward extraoral work
Mat. no. 1.009.3570



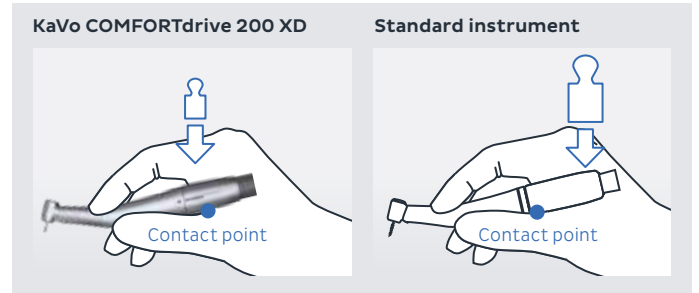
MASTERmatic LUX shank M20 L (1:1)
For cavity and crown preparation, finishing, caries excavation and endodontic treatments, glass rod light conductor with up to 25,000 lux, replaceable spray filter, maximum treatment flexibility with 14 exchangeable heads
Mat. no. 1.009.3620



MASTERmatic LUX reducing shank M07 L (2.7:1)
For caries excavation and prophylaxis applications, glass rod light conductor with up to 25,000 lux, replaceable spray filter, maximum treatment flexibility with 14 exchangeable heads
Mat. no. 1.009.3610



COMFORTdrive contra-angle 200 XD
High-speed contra-angle, very light and versatile, integrated brushless motor, glass rod light conductor, ceramic ball bearings, spray filter replaceable by user, 3-port spray, only suitable for direct connection to KaVo COMFORTbase, max. drive speed: 200,000 rpm
Mat. no. 1.000.5500



INTRA heads

A total of 14 exchangeable heads for unlimited versatility: a single shank and optimised heads mean almost limitless options for all applications, at lower overall costs and with simpler maintenance processes.

Easy switching:
KaVo INTRA heads fit all
KaVo MASTERmatic shanks.



Standard preparation

M20 L (1:1)



INTRA head L68 (1:1)
With push-button chuck, for contra-angle burs, diameter 2.35 mm, with debris deflector disc, max. drive speed: 40,000 rpm
Mat. no. 1.008.1833



INTRA head L80 (1:1)
With push-button chuck, for burs (FG), diameter 1.6 mm, max. drive speed: 40,000 rpm
Mat. no. 1.004.4456



INTRA head L68 B (1:1)
With push-button chuck, ball bearings, for contra-angle burs, diameter 2.35 mm, with debris deflector disc, max. drive speed: 40,000 rpm
Mat. no. 1.008.1834

M07 L (2.7:1)



INTRA head L66 B (3:1)
With push-button chuck, ball bearings, for contra-angle burs, diameter 2.35 mm, with debris deflector disc, max. drive speed: 20,000 rpm
Mat. no. 1.008.1831



INTRA Mini head L52 (1:1)
With push-button chuck, for miniature contra-angle burs (length 16 mm, diameter 2.35 mm), max. drive speed: 40,000 rpm
Mat. no. 1.008.1825



INTRA head L67 (2:1)
With push-button chuck, for contra-angle burs, diameter 2.35 mm, with debris deflector disc, max. drive speed: 40,000 rpm
Mat. no. 1.008.1832

Prophylaxis

M07 L (2.7:1)



INTRA Propy head L31 (2:1)
With thread and knob, for screw-type and snap-on polishing attachments, and multiple seals to prevent ingress of polishing paste, max. drive speed: 15,000 rpm
Mat. no. 1.008.1824



INTRA Endo/Propy head L53
With push-button chuck, for polishing attachments with contra-angle shaft, diameter 2.35 mm, reciprocating rotation through 60°, max. drive speed: 3,000 rpm
Mat. no. 1.008.1826



INTRA EVA head L61 G
Files rotate freely, with buffered 0.8 mm stroke, e.g. for files made by Intensiv Co., max. drive speed: 20,000 rpm
Mat. no. 1.008.1828



INTRA EVA head L61 R
36 separate locking positions for locking files, with buffered 0.8 mm stroke, e.g. for files made by Intensiv Co., max. drive speed: 20,000 rpm
Mat. no. 1.008.1829

Endodontics

M29 L (7.4:1)



INTRA Endo/Propy head L53
With push-button chuck, for root canal instruments with contra-angle shaft, diameter 2.35 mm, reciprocating rotation through 60°, max. drive speed: 3,000 rpm
Mat. no. 1.008.1826



INTRA LUX Endo head L3
With push-button chuck, for manual root canal instruments with grip with diameter 3.5–4.0 mm, reciprocating rotation through 60°, max. drive speed: 3,000 rpm
Mat. no. 1.008.1822



INTRA Endo head L3 Y
With push-button chuck, for manual root canal instruments with grip, diameter 3.5–4.0 mm, stroke 0.4 mm, file receptacle rotates 360°, max. drive speed: 3,000 rpm
Mat. no. 1.008.1823



INTRA head L62 (10:1)
With push-button chuck, for contra-angle burs and root canal filler instruments, max. drive speed: 2,000 rpm
Mat. no. 1.008.1830

M20 L (1:1)



INTRA head L68 B (1:1)
With push-button chuck, ball bearings, for root canal instruments with contra-angle shaft, diameter 2.35 mm, max. drive speed: 40,000 rpm, suitable for endo function of the ESTETICA E50 Life, KaVo uniQa and ESTETICA E70/E80 Vision in combination with MASTERmatic M20 L
Mat. no. 1.008.1834



INTRA head L66 B (3:1)
With push-button chuck, ball bearings, for root canal instruments with contra-angle shaft, diameter 2.35 mm, max. drive speed: 20,000 rpm, suitable for endo function of the ESTETICA E50 Life, KaVo uniQa and ESTETICA E70/E80 Vision in combination with MASTERmatic M20 L
Mat. no. 1.008.1831

Surgery

M20 L (1:1)



INTRA Micro head L22 (1:1)
With round bur (size 2), and U-inverted cone bur (size 0), for microsurgery, max. drive speed: 20,000 rpm
Mat. no. 1.008.1835

Turbines

Benefits at a glance.



- 
Optimum access
 thanks to ergonomic 100°/19° head/knee angle combination
- 
Ceramic ball bearings
 for excellent quiet and low-vibration operation
- 
Small head size
 Overall height 13.1 mm (standard version) or 12.1 mm (mini version) for good access and overview
- 
Plasmatec coating
 for a perfect grip and excellent hygiene
- 
24-month warranty
 for proven quality
- 
4-port spray
 with ultra-fine spray wetting for optimum cooling
- 
Glass rod light conductor
 with up to 25,000 lux for reliable detection of the preparation margins
- 
Low volume (only 57 dB(A))
 to eliminate unpleasant noises for patients and treatment personnel
- 
Replaceable spray microfilter
 for effective and trouble-free spray cooling
- 
KaVo push-button chuck system
 with a retention power of up to 32 N for secure retention of the bur
- 
Thermo-disinfectable
 and sterilisable up to 135 °C
- 
Direct Stop Technology
 Bur stops in less than one second for greater safety during treatment
- 
Non-return feature
 effectively prevents contaminated debris and aerosol getting inside the housing around the head
- 
Optimum view
 thanks to offset light and spray outlets
- 
Maximum power
 of up to 31 watts for more efficient work
- 
High-tech FG chuck with carbide guide bush
 for optimum longevity

Maximum power

Minimal head size



MASTERtorque LUX

Head height 13.1 mm, maximum power up to 31 watts*, up to 57 dB(A), 4-port spray
 M9000 L: *Mat. no. 1.008.7900*
 M9000 L chocolate brown: *Mat. no. 1.007.9900*
 M9000 L anthracite: *Mat. no. 1.007.7100*

MASTERtorque Mini LUX

Small head: head height 12.1 mm, 30 watts of power*, up to 59 dB(A), for standard and miniature burs, 3-port spray
 M8700 L: *Mat. no. 3.001.0000*

Third-party couplings

MASTERtorque LUX

Like M9000 L, fits
 Sirona click&go coupling**
 M9000 LS: *Mat. no. 1.008.5400*

MASTERtorque Mini LUX

Like M8700 L, fits
 Sirona click&go coupling**
 M8700 LS: *Mat. no. 3.001.0600*

* At 3.5 bar. Power depends on drive pressure and other parameters.

** Registered trademark of Sirona.



EXPERT series

Rely on advanced KaVo performance.

Handpieces and contra-angles

Benefits at a glance.



High-tech FG chuck with carbide guide bush
for optimum longevity



Ceramic ball bearings
for excellent quiet and low-vibration operation and high-quality, low-wear materials such as a stainless steel head



Small head size
for easy, efficient access to the preparation area



EXPERTgrip surface
for fast cleaning and excellent grip



24-month warranty
for proven quality



3-port spray
with ultra-fine spray wetting for optimum cooling



Glass rod light conductor
with up to 25,000 lux for reliable detection of the preparation margins



Low volume (only 57 dB(A))
to eliminate unpleasant noises for patients and treatment personnel



Internally channelled, separate coolant
for optimum spray results



Replaceable spray microfilter
for effective and trouble-free spray cooling




KaVo INTRAmatic coupling system
can be used with any treatment unit



KaVo push-button chuck system
with a retention power of up to 30 N for secure retention of the bur



Thermo-disinfectable
and sterilisable up to 135 °C



NEW

Handpieces and contra-angles

1. Maximum longevity
2. Efficient operations
3. Reliable features



EXPERTmatic LUX speed-increasing contra-angle E25 L (1:5)
Carbide guide bush, glass rod light conductor with up to 25,000 lux, fast, precise work thanks to small head, flexible latch and exclusive ceramic ball bearings, internally channelled spray water and spray air, CoolHead technology, 3-port spray and replaceable spray filter
Mat. no. 1.007.5550



EXPERTmatic LUX contra-angle E20 L (1:1)
Glass rod light conductor with up to 25,000 lux, efficient access thanks to even smaller head, 1-port spray, internally channelled spray water and spray air, easy to handle thanks to flexible latch
Mat. no. 1.007.5540



EXPERTmatic LUX reducing contra-angle E15 L (5.4:1)
Glass rod light conductor with up to 25,000 lux, efficient access thanks to even smaller head, 1-port spray and internally channelled spray water and spray air, easy to handle thanks to flexible latch
Mat. no. 1.007.5530



EXPERTmatic handpiece E10 C (1:1, without light)
1-port spray, internally channelled spray water and spray air, suitable for both handpiece and contra-angle burs
Mat. no. 1.007.5560



EXPERTmatic prophylaxis contra-angle E31 C (5.4:1, without light)
Keeps out polishing paste thanks to multiple seals, with thread and knob, for screw-type and snap-on polishing attachments
Mat. no. 1.008.4998



EXPERTmatic EVA contra-angle E61 C (2.7:1, without light)
For the EVA system (files made by Intensiv Co.), for polishing in interdental spaces, for approximal enamel reduction etc., buffered 0.8 mm stroke, precise locking for files thanks to 36 locking positions
Mat. no. 1.008.4999



EXPERTmatic speed-increasing contra-angle E25 C (1:5, without light)
Carbide guide bush, fast and precise work thanks to even smaller head, flexible latch and exclusive ceramic ball bearings, CoolHead technology, 3-port spray and replaceable spray filter, internally channelled spray water and spray air
Mat. no. 1.007.5551



EXPERTmatic contra-angle E20 C (1:1, without light)
Efficient access thanks to even smaller head, 1-port spray, internally channelled spray water and spray air, easy to handle
Mat. no. 1.007.5541
















EXPERTmatic reducing contra-angle E15 C (5.4:1, without light)
Efficient access thanks to even smaller head, 1-port spray, internally channelled spray water and spray air, easy to handle
Mat. no. 1.007.5531





Turbines

Benefits at a glance.

- 
Optimum access
 thanks to ergonomic 100°/19° head/knee angle combination
- 
Ceramic ball bearings
 for excellent quiet and low-vibration operation
- 
Small head size
 Overall height 13.6 mm (standard version) or 12.2 mm (mini version) for good access and overview
- 
EXPERTgrip surface
 for fast cleaning and excellent grip
- 
24-month warranty
 for proven quality
- 
4-port spray
 with ultra-fine spray wetting for optimum cooling
- 
Glass rod light conductor
 with up to 25,000 lux for reliable detection of the preparation margins
- 
Low volume (only 62 dB(A), average production quality: 59 dB(A))
 to eliminate unpleasant noises for patients and treatment personnel
- 
Replaceable spray microfilter
 for effective and trouble-free spray cooling
- 
KaVo push-button chuck system
 with a retention power of up to 30 N for secure retention of the bur
- 
Thermo-disinfectable
 and sterilisable up to 135 °C
- 
Maximum power
 of up to 29 watts for efficient work
- 
High-tech FG chuck with carbide guide bush
 for optimum longevity

NEW

KaVo EXPERTtorque
E680 C

Made in
Germany

High power

Small head size

Without light



EXPERTtorque LUX E680 L
 Head height 13.6 mm, up to 29 watts of power*, 4-port spray, glass rod light conductor, up to 62 dB(A) (average 59 dB(A))
 Mat. no. 1.006.8700



EXPERTtorque Mini LUX E677 L
 Small head: head height 12.2 mm, for standard and miniature burs, 27 watts of power*, 3-port spray, glass rod light conductor, up to 65 dB(A) (average 59 dB(A))
 Mat. no. 1.007.3600



EXPERTtorque E680 C (without light)
 Up to 29 watts of power*, 4-port spray, head height 13.6 mm, up to 62 dB(A) (average 59 dB(A))
 Mat. no. 1.006.9000

Third-party couplings

EXPERTtorque LUX
 Like E680 L, fits Sirona click&go coupling** or NSK FlexiQuik coupling**
 E680 LS**: Mat. no. 1.006.4600
 E680 LN**: Mat. no. 1.006.4700

EXPERTtorque Mini LUX
 Like E677 L, fits NSK FlexiQuik coupling**
 E677 LN**: Mat. no. 1.006.0100

* At 3.5 bar. Power depends on drive pressure and other parameters.

** Registered trademark of Sirona or NSK.



SMART series

Start safe with affordable KaVo quality.

Handpieces and contra-angles

Benefits at a glance.



100% made in Germany
All instruments are developed and produced exclusively in Germany



Extremely precise ball bearings
for long-lasting smooth operation and a high degree of efficiency



Small head size
for easy, efficient access to the preparation area



Internal spray transmission to the spray clip
for a quick changeover of instruments on all motors



Ceramic slider within the clamping system
for enduring and secure tool holding



High-quality, seamless surfaces
for rapid cleaning and flawless hygiene



Lightweight
for tireless working



Optimum balance
for precise treatment



Premium materials
Rust-free stainless steel for long-lasting durability and low running costs



Suitable for all requirements
whether you're pursuing restorative, endodontics or prophylaxis



KaVo INTRAmatic coupling system
can be used with any treatment unit



Thermo-disinfectable
and sterilisable up to 135 °C



12-month warranty
for proven quality



Handpieces and contra-angles

1. Made in Germany
2. Premium materials
3. Entry level price for the world of KaVo



SMARTmatic S20 S (1:1) with external spray
For burs with shaft diameter 2.35 mm, internal spray transmission to the spray clip, max. drive speed: 40,000 rpm
S20 S | Mat. no. 1.011.6752
Also available without spray S20 | Mat. no. 1.011.6750



SMARTmatic S10 S (1:1) with external spray
Suitable for handpiece and contra-angle burs, internal spray transmission to the spray clip, max. drive speed: 40,000 rpm
S10 S | Mat. no. 1.011.6732
Also available without spray S10 | Mat. no. 1.011.6730



SMARTmatic ENDO S81 (8:1)
For endodontic files with shaft diameter 2.35 mm, max. drive speed: 40,000 rpm
Mat. no. 1.011.6780



SMARTmatic ENDO S321 (32:1)
For endodontic files with shaft diameter 2.35 mm, max. drive speed: 40,000 rpm
Mat. no. 1.011.6790



SMARTmatic PROPHY S31 prophylaxis contra-angle (8:1)
Double-threaded (1-64-UNC and 1-72-UNF) for screw-type polisher / brushes, unscrewable holder for Snap-on polishing applications, sealing to prevent intrusion of paste, max. drive speed: 20,000 rpm
Mat. no. 1.011.6760



SMARTmatic PROPHY S19 prophylaxis handpiece (8:1)
For disposable prophylaxis heads, Doriot shaft / clamping system, max. drive speed: 20,000 rpm
Mat. no. 1.011.6740



SMARTmatic PROPHY S33 prophylaxis contra-angle (8:1)
70° oscillating rotation direction, sealing to prevent intrusion of paste, holder for Snap-on polishing applications, max. drive speed: 20,000 rpm
Mat. no. 1.011.6800



SMARTmatic S53 prophylaxis and endo contra-angle (8:1)
70° oscillating rotation direction, usable with polishers and endodontic files with shaft diameter 2.35 mm, max. drive speed: 20,000 rpm
Mat. no. 1.011.6810

Turbines

Benefits at a glance.



Ceramic bearings
for excellent quiet work with reduced vibrations



4-port spray
with ultra-fine spray wetting for optimum cooling



Small head size
Overall height of 14.5 mm (standard version) or 12.3 mm (mini version) for good accessibility and overview



Glass rod light conductor
with up to 25,000 lux for reliable detection of the preparation margins



KaVo push-button chuck system
with a retention power of up to 30 N for secure bur retention



High-tech FG chuck with carbide guide bush
for optimum longevity



Thermo-disinfectable
and sterilisable up to 135 °C



12-month warranty
for proven quality

45° Head



SURGtorque S459 L
45° head with push-button chuck, Glass rod light conductor, Water jet without air, Rear air exhaust guides air away from the operation area by side vents, Ceramic ball bearing, fits MULTIflex LUX coupling
Mat. no. 3.000.4808

High power



SMARTtorque LUX S619 L
Standard head, glass rod light conductor, 26 watts of power*, ceramic bearings, made in Germany, push-button chuck, 4-port spray, hard tungsten carbide bur guiding bush, hardened push button chuck
Mat. no. 1.008.1641

Small head size



SMARTtorque Mini LUX S615 L
Miniature head, 22 watts of power*, ceramic bearings, made in Germany, glass rod light conductor, push-button chuck, 1-port spray, hard tungsten carbide bur guiding bush, hardened push button chuck
Mat. no. 1.008.1643

Without light



SMARTtorque S619 C
Standard head, 26 watts of power*, ceramic bearings, made in Germany, push-button chuck, 4-port spray, hard tungsten carbide bur guiding bush, hardened push button chuck
Mat. no. 1.008.1642

Fix coupling turbines

45° Head



SURGtorque S459 C
45° head with push-button chuck, Water jet without air, Rear air exhaust guides air away from the operation area by side vents, Ceramic ball bearing, 4-hole standard connection
Mat. no. 3.000.5063

High power



SMARTtorque S609 C (without light)
Standard head, 4-hole standard connector, 26 watts of power*, ceramic bearings, made in Germany, 4-port spray Midwest, hard tungsten carbide bur guiding bush, hardened push button chuck
Mat. no. 1.008.1644

Small head size



SMARTtorque Mini S605 C (without light)
Miniature head, 4-hole standard connector, 22 watts of power*, ceramic bearings, made in Germany, 1-port spray Midwest, hard tungsten carbide bur guiding bush, hardened push button chuck
Mat. no. 1.008.1645

* At 3.0 bar; Power depends on drive pressure and other parameters.



INSTRUMENTS
&
MORE

Motors

Electric motors



INTRALUX motor KL 703 LED

The perfect combination of power and comfort: fatigue-free work thanks to reduced weight and optimum balance. SMARTdrive means the motor is up to speed after just 100 revolutions. Thanks to a brushless motor and a maintenance-free LED light, the motor offers an extremely long service life.



INTRALUX motor KL 701

Brushless motor, speed range from 2,000 to 40,000 rpm, torque 2.7 Ncm, KaVo MULTI LED replaceable by user, 36-month warranty
Mat. no. 1.001.8776



INTRAMATIC L-LUX motor 181 L

Speed range from 5,000 to 20,000 rpm, 4-hole LUX connection, forward and reverse running, sterilisable, INTRAMATIC LUX coupling, KaVo high-pressure lamp replaceable by user, 12-month warranty
Mat. no. 0.535.5210



INTRAMATIC L motor 181 H

Speed range from 5,000 to 20,000 rpm, 4-hole connection, forward and reverse running, sterilisable, INTRAMATIC coupling, 12-month warranty
Mat. no. 0.535.5200



INTRAMATIC L motor 181 M

Speed range from 5,000 to 20,000 rpm, forward and reverse running, sterilisable, for connection to MULTIFLEX couplings, INTRAMATIC coupling, 12-month warranty
Mat. no. 0.535.5250



ELECTROmatic

The conversion kit from air to electrics.



Air-to-electric motor conversion kit (controller, tubing, brushless electric motor and fixtures) for any treatment unit. Easy retrofitting of existing air-driven treatment units. It allows the dentist to upgrade to an electric motor and all its advantages within minutes.



ELECTROmatic with KL 703 LED motor | Mat. no. 1.012.8537
ELECTROmatic with COMFORTbase | Mat. no. 1.012.8539

ELECTROmatic

Highest power and constant speed at high load

- Perfect balance of the system due to the lightweight motor and tube
- SMARTdrive sensorless control allows high torque at low speed ranges.
- The LED light gives up to 25,000 lux to the preparation margin.
- Spray water regulation is easy on the motor tube.
- Automatic dynamic speed regulation and calibration system allows auto set-up of system air pressure and always max. speed at changing air pressure within a high pressure range.
- Easy, flexible installation with mounting brackets included
- Integrated water filter with replacement filter
- Self-exchangeable modular system: tubes, LED bulb, motor
- Dimensions: 143 x 118 x 36 mm
- Standard tube 1,750 mm (long tube 2,200 mm available)

ELECTROmatic Plus

The solution for all high- and low-speed applications

Same features than for ELECTROmatic plus:

- LCD Colour Display with 3 speed programs for fast switch between 100 and 40,000 rpm
- Easy program and change of individual speed settings and forward/reverse option
- Display rotates for vertical and horizontal mounting.
- Display can be installed remotely.
- Easy installation due to flexible mounting options
- Further adjustment of light brightness and afterglow, key tone and selection between digital or analogue speed
- Dimensions: 145 x 132 x 44 mm
- Standard tube 1,750 mm (long tube 2,200 mm available)



ELECTROmatic Plus with KL 703 LED motor | Mat. no. 1.012.8541
ELECTROmatic Plus with COMFORTbase | Mat. no. 1.012.8543



ELECTROmatic Premium with KL 703 LED motor
Mat. no. 1.012.8545
ELECTROmatic Premium Dual with 2x KL 703 LED motor
Mat. no. 1.012.8547
ELECTROmatic Premium Dual with KL 703 LED motor and COMFORTbase
Mat. no. 1.012.8549

ELECTROmatic Premium/Premium Dual

Workflow at its best

- All-in-one device with a special prep and endo mode (torque controls)
- 5 speed programs in prep mode with display of speed set, very easy to adjust with a slider
- Integrated endo file database for easy set-up of endo torque and speed settings with different files
- **NEW since 2021:** With reciprocating file system TF-Adaptive from KERR
- Intuitive handling due to integrated 4.3" TFT colour touchscreen display
- Vivid colour touch display with speed slider for fast set-up
- Touchscreen with Dragontrail® glass, six times harder than glass and easy to clean
- System shows real bur speed when selected gear ratio of handpiece is set.
- The Dual Motor System allows a complete new workflow with preset high- and low-speed handpieces and burs. No further exchanging of the handpiece is necessary.
- Dimensions: 150 x 135 x 76 mm
- Standard tube 1,750 mm (long tube 2,200 mm available)
- Display can be installed remotely

Couplings

Spray adjustment

With light



MULTIflex LED coupling 465 LED
With KaVo MULTI LED, 4-hole LUX connection, spray adjustment ring with locking positions, anti-retraction valve to prevent intrusion of spray water *Mat. no. 1.007.3197*



MULTIflex LUX coupling 465 LRN
With KaVo high-pressure lamp, 4-hole LUX connection, spray adjustment ring with locking positions, anti-retraction valve to prevent intrusion of spray water *Mat. no. 0.553.1550*



Spray adjustment

Without light



MULTIflex coupling 465 RN
With 4-hole standard connection, spray adjustment ring with locking positions, anti-retraction valve to prevent intrusion of spray water *Mat. no. 0.553.1600*



Without spray adjustment

With light



MULTIflex LED coupling 460 LED
With KaVo MULTI LED, 4-hole standard connection without spray adjustment ring, anti-retraction valve *Mat. no. 1.007.3201*



MULTIflex LUX coupling 460 LE
With KaVo high-pressure lamp, 4-hole standard connection without spray adjustment ring, anti-retraction valve *Mat. no. 1.001.7599*



Without spray adjustment

Without light



MULTIflex coupling 460 E
With 4-hole standard connection without spray adjustment ring, anti-retraction valve *Mat. no. 1.001.7600*



MULTIflex coupling 457
With 4-hole standard connection without spray adjustment ring, anti-retraction valve *Mat. no. 0.553.1210*



Switching to LED



MULTI LED
Screw in the KaVo MULTIflex 465 LED coupling at the turbine hose or replace the halogen lamp in the KaVo MULTIflex coupling with KaVo MULTI LED and start working with LED light immediately – for a much longer service life than conventional halogen lamps, a colour temperature similar to daylight (5,500 K) and 25,000 lux at the bur tip *Mat. no. 1.007.5372*

Special connections



MULTIflex LUX coupling Midwest
Fits Midwest cold light supply, with integrated glass rod light conductor *Mat. no. 0.553.1390*



All MULTIflex couplings come with a 12-month warranty and fit all of the following:

- Turbines
- SONICflex
- PROPHYflex 4
- RONDOflex plus 360
- and many more

SONICflex

The great all-rounder for almost any indication.

Thanks to its versatility, the KaVo SONICflex will soon become one of your most frequently used instruments. With more than 50 tips, which are quick and easy to replace, it adapts to your requirements across a vast range of applications.

Gentle oscillation

perfect for patients sensitive to pain

Very broad range of indications and uses

for gentle approaches to treatment

No additional devices necessary

just attach to the KaVo MULTIflex or Sirona coupling

SONICflex 2000 N

SONICflex handpiece 2000 N, with tip no. 5, without light
Mat. no. 0.571.5020

SONICflex 2003

SONICflex set 2003 L with tips no. 5/6/7, with light
Mat. no. 1.000.8333

SONICflex handpiece 2003 L, with light
Mat. no. 1.000.4243

SONICflex set 2003 with tips no. 5/6/7, without light
Mat. no. 1.000.8334

SONICflex handpiece 2003, without light
Mat. no. 1.000.4246

SONICflex quick 2008

SONICflex quick set 2008 L, with tips no. 5A/6A/7A, with light
Mat. no. 1.007.1604

SONICflex quick handpiece 2008 L, with light
Mat. no. 1.005.9310

SONICflex quick set 2008 LS*, with tips 5A/6A/7A, with light
Mat. no. 1.007.1605

SONICflex quick handpiece 2008 LS*, with light
Mat. no. 1.007.0540

SONICflex quick set 2008, with tips 5A/6A/7A, without light
Mat. no. 1.007.1606

SONICflex quick handpiece 2008, without light
Mat. no. 1.005.9311

24-month warranty

for SONICflex 2003 and SONICflex 2008

12-month warranty

for SONICflex 2000 N




* Fits Sirona click&go coupling – a registered trademark of Sirona.




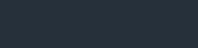
SONICflex tips

Prophylaxis






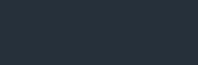
Removal of large areas of calculus:

-  Scaler tip no. 5 | universal
5: 0.571.5171 / 5A: 1.005.8949
-  Scaler tip no. 6 | sickle
6: 0.571.5181 / 6A: 1.005.8950
-  Scaler tip no. 7 | perio
7: 0.571.5191 / 7A: 1.005.8951

Removal of supragingival and subgingival calculus:


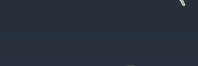


-  Scaler tip set no. 5/ 6/ 7
Set: 1.000.4983/ Set A: 1.005.9328
-  Scaler tip no. 8 | perio, extra long
8: 0.571.5371 / 8A: 1.006.1953

Removal of plaque, cleaning of fissures, cleaning of cavities and crown preparations:



-  Clean tip no. 48
48: 0.571.0401 / 48A: 1.006.1982
-  Clean brush no. 1 (5 pcs): 0.571.0402
-  Clean brush no. 2 (5 pcs): 0.571.0412
-  Clean brush no. 3 (5 pcs): 0.571.0422
-  Clean brush no. 4 (5 pcs): 0.571.0432
-  Clean brush no. 5 (5 pcs): 0.571.0472
-  Clean brush no. 6 (5 pcs): 0.571.0482

Periodontology



Gentle pocket cleaning up to 9 mm deep:

-  **For anterior teeth area, smooth surfaces:**
Paro tip no. 60 | long, straight tip,
rounded surface
60: 0.571.7402 / 60A: 1.006.1934
-  **For premolars, molars:**
Paro tip no. 61 | angled tip,
left, rounded surface
61: 0.571.7412 / 61A: 1.006.1935
-  Paro tip no. 62 | angled tip, right,
rounded surface
62: 0.571.7422 / 62A: 1.006.1936
-  Paro tip set no. 60 / 61 / 62
Set: 0.571.0371 / Set A: 1.006.2020



Removal of subgingival plaque and calculus around implants:

-  Implant set | wedge-shaped tips,
single-use plastic head
Set: 1.003.8167 / Set A: 1.006.2027
-  Implant refill (30 pcs): 1.003.8168

For difficult to reach furcations, enables access to approximal furcations, even in cases of unbroken lines of dentition:

-  Root planer tip no. 24 | contra-angled button,
small, left, diamond coating D25
24: 0.571.5621 / 24A: 1.006.1957
-  Root planer tip no. 25 | contra-angled button,
small, right, diamond coating D25
25: 0.571.5631 / 25A: 1.006.1959

Cleaning of smooth surfaces and concavities:



-  Root planer tip no. 26 | universal, button,
small, diamond coating D25
26: 0.571.5641 / 26A: 1.006.1961
-  Root planer tip no. 27 | universal, button,
large, diamond coating D25
27: 0.571.5651 / 27A: 1.006.1963

Minimally invasive

Minimally invasive treatment, for incipient caries:

-  Micro tip no. 30 | small hemisphere, mesial,
diamond coating D46
30: 0.571.6811 / 30A: 1.006.1969
-  Micro tip no. 31 | small hemisphere, distal,
diamond coating D46
31: 0.571.6801 / 31A: 1.006.1971
-  Micro tip no. 32 | large hemisphere, mesial,
diamond coating D46
32: 0.571.6831 / 32A: 1.006.1973
-  Micro tip no. 33 | large hemisphere, distal,
diamond coating D46
33: 0.571.6821 / 33A: 1.006.1975

Bevelling of approximal cavity edges:


-  Bevel tip no. 58 | mesial, diamond coating D46
58: 0.571.7392 / 58A: 1.006.1988
-  Bevel tip no. 59 | distal, diamond coating D46
59: 0.571.7382 / 59A: 1.006.1990

Important information regarding material numbers:



XX: Tip for SONICflex 2003/2000 (long thread)

XXA: Tip for SONICflex 2008 (short thread)



Minimally invasive preparation of fissures, no pain when opening fissures:

-  Seal tip no. 45 | conical, straight tip,
diameter 0.5 mm, diamond coating D46
45: 1.000.8323 / 45A: 1.007.1506

Ultra-conservative, sono-abrasive caries excavation, fine:

-  Cariex D tip no. 42 | ball, diameter 0.8 mm,
diamond coating D64
42: 1.000.7105 / 42A: 1.006.1980
-  Cariex D tip no. 43 | ball, diameter 1.2 mm,
diamond coating D64
43: 1.000.7167 / 43A: 1.006.1981

Layer-by-layer removal of most carious tissue:

-  Cariex TC tip no. 71 | ball, diameter 1.0 mm,
hard metal
71: 1.000.7362 / 71A: 1.006.2002
-  Cariex TC tip no. 72 | ball, diameter 1.4 mm,
hard metal
72: 1.000.7363 / 72A: 1.006.2004

* Outside the EU only available in countries that accept CE conformity.
Please check with your local KaVo dealer.



Important information regarding material numbers:

XX: Tip for SONICflex 2003/2000 (long thread)

XXA: Tip for SONICflex 2008 (short thread)

Perfect adaptation of cavity preparations to the specific processes of CAD/CAM systems:



Prep CAD/CAM tip no. 34 | mesial, lateral 30°, cervical 90°, diamond coating D46
34: 1.002.1984 / 34A: 1.006.1977



Prep CAD/CAM tip no. 35 | distal, lateral 30°, cervical 90°, diamond coating D46
35: 1.002.1986 / 35A: 1.006.1979

Crown preparation, ideal combination of rotating crown preparation instruments with sonically vibrating tips of similar design:



Chamfer preparation:
Crown prep tip no. 97 | radius, diamond coating D46
97: 1.008.6383 / 97A: 1.008.6384



Shoulder preparation:
Crown prep tip no. 98 | flat, diamond coating D46
98: 1.008.6385 / 98A: 1.008.6386

Restoration

Precise preparation of various bevel angles around margins after „rough preparation“ with rotary instrument; this enables improved dental restoration:



Prep gold tip no. 49 | mesial, tips with defined bevel angles: lateral 60°, cervical 30°, diamond coating D46
49: 0.571.7212 / 49A: 1.006.1983



Prep gold tip no. 50 | distal, tips with defined bevel angles: lateral 60°, cervical 30°, diamond coating D46
50: 0.571.7222 / 50A: 1.006.1984

Precise preparation of various bevel angles around margins, with gradual angle transitions from cervical to lateral margins:



Prep ceram tip no. 51 | mesial, tips with defined bevel angles: lateral 60°, cervical 75°, diamond coating D46
51: 0.571.7262 / 51A: 1.006.1985



Prep ceram tip no. 52 | distal, tips with defined bevel angles: lateral 60°, cervical 75°, diamond coating D46
52: 0.571.7272 / 52A: 1.006.1986

Separation prior to crown preparation, rounding of sharp transitions with the approximal border during cavity preparation, anatomical shaping of approximal surfaces of composite fillings, approximal enamel reduction in relation to orthodontics:



Stripping tip no. 73* | flat, mesial diamond coating D25
73: 1.011.2993 / 73A: 1.011.2994



Stripping tip no. 74* | flat, distal diamond coating D25
74: 1.011.2995 / 74A: 1.011.2996



Shaping tip no. 75* | convex, mesial diamond coating D25
75: 1.011.2997 / 75A: 1.011.2998



Shaping tip no. 76* | convex, distal diamond coating D25
76: 1.011.2999 / 76A: 1.011.3000

Gentle placement of inlays:



Tip set CEM no. 12 | with rounded plastic cap
12: 0.571.5431 / 12A: 1.006.2021
CEM attachment: 0.571.7142

Root tip resection

Searching for/locating root canal. Simplifies work associated with retrograde cavity preparation:



Retro tip no. 56 | extremely narrow, cylindrical tip, left, diamond coating D46
56: 0.571.7322 / 56A: 1.006.2040



Retro tip no. 57 | extremely narrow, cylindrical tip, right, diamond coating D46
57: 0.571.7332 / 57A: 1.006.2041

Preparation of root canal, significantly simplified access, even with highly convoluted roots:



Retro tip no. 16 | left, small cylinder, diamond coating D64
16: 0.571.5541 / 16A: 1.006.2036



Retro tip no. 17 | right, small cylinder, diamond coating D64
17: 0.571.5581 / 17A: 1.006.2035

Preparation of the undercut; axially aligned root canal preparation with minimal bone defects:



Retro tip no. 20 | pear-shaped, small, left, diamond coating D64
20: 0.571.5521 / 20A: 1.006.2037



Retro tip no. 21 | pear-shaped, small, right, diamond coating D64
21: 0.571.5561 / 21A: 1.006.2038

For roots with apices highly inclined towards the buccal cavity:



Retro tip no. 55 | diamond coating D46
55: 0.571.7342 / 55A: 1.006.2039

* Outside the EU only available in countries that accept CE conformity. Please check with your local KaVo dealer.

Important information regarding material numbers:
XX: Tip for SONICflex 2003/2000 (long thread)
XXA: Tip for SONICflex 2008 (short thread)

Surgery

Surgical crown extension without flap creation to restore biological width, for cases involving asymmetrical arcades, gummy smile or loss of biologic width:

	Crown extension tip 020 no. 90* small, straight, exterior diamond-coated (D46) 90: 1.011.3001 / 90A: 1.011.3002		Crown extension tip 030 no. 93* large, straight, exterior diamond-coated (D46) 93: 1.011.3007 / 93A: 1.011.3008
	Crown extension tip 020 no. 91* small, angled, exterior diamond-coated (D46) 91: 1.011.3003 / 91A: 1.011.3004		Crown extension tip 030 no. 94* large, angled, exterior diamond-coated (D46) 94: 1.011.3009 / 94A: 1.011.3010
	Crown extension tip 020 no. 92* small, angled, exterior diamond-coated (D46) 92: 1.011.3005 / 92A: 1.011.3006		Crown extension tip 030 no. 95* large, angled, exterior diamond-coated (D46) 95: 1.011.3011 / 95A: 1.011.3012

Endodontics

Shaping of access cavity, removal of protuberances:

Endo tip no. 66 | button, large, diamond coating D46
66: 1.000.5825 / 66A: 1.006.1992

For particularly long and wide channels:

Endo tip no. 70 | conical 117°, diamond coating D25, anterior area not diamond-coated
70: 1.000.5821 / 70A: 1.006.2000

Widening of larger canals:

Endo tip no. 67 | conical 125°, diamond coating D46
67: 1.000.5822 / 67A: 1.006.1994

For rinsing of root canal, for removal of debris and smear layer as well as enhancing the performance of antibacterial rinsing solution:

Endo clean holder no. 96
96: 1.008.5163 / 96A: 1.008.5164

Endo clean needles (6 pcs each) for all SONICflex:
 015 white: 1.006.2042
 020 yellow: 1.006.2043
 025 red: 1.006.2044

Removal of residue from root canal fillings:

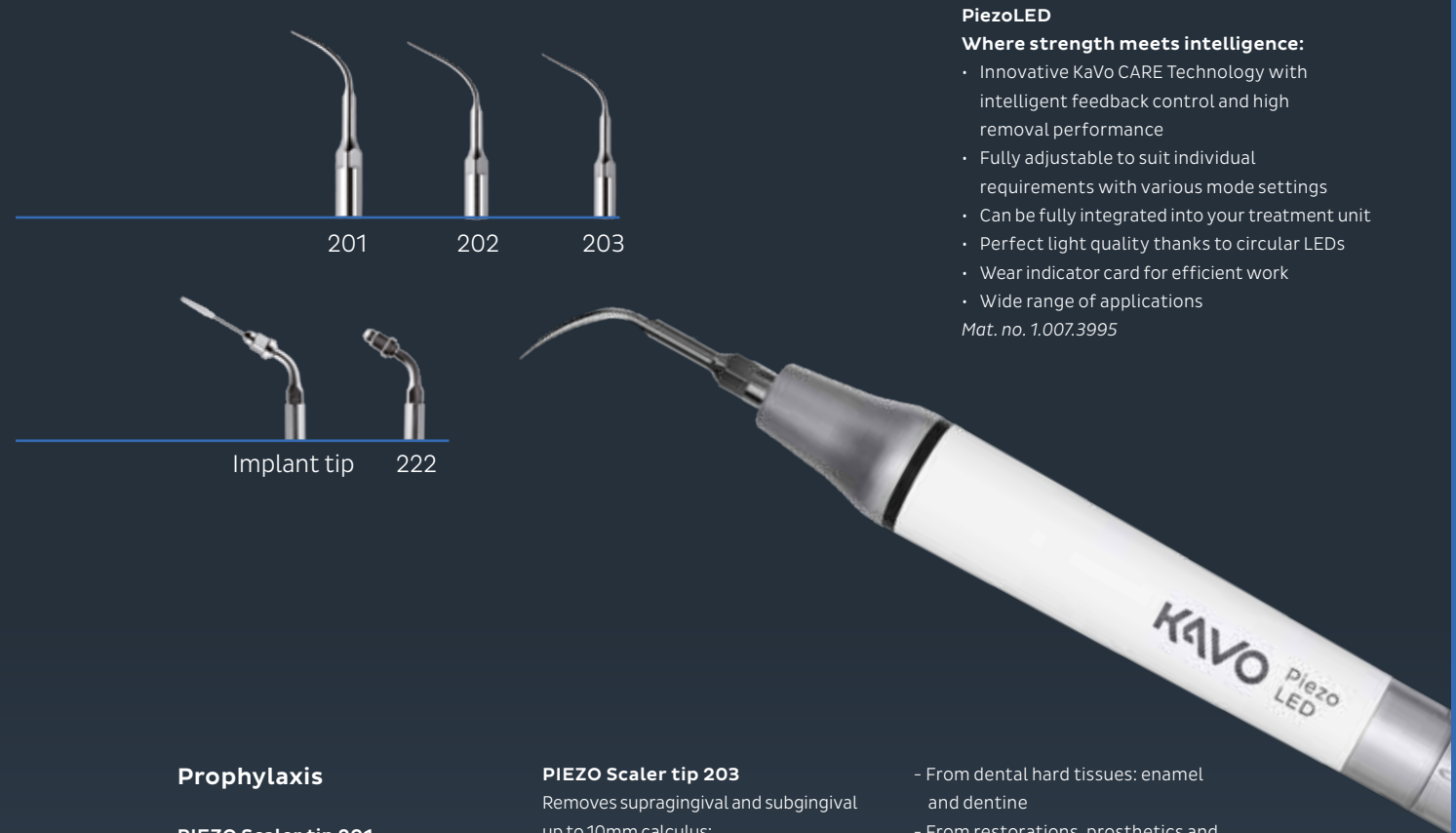
Endo tip no. 69 | button, small, diamond coating D46
69: 1.000.5827 / 69A: 1.006.1998

Accessories

	Torque wrench: 1.000.4887		Cassette for up to 6 tips: 0.411.9101
	Key: 0.411.0892		

PiezoLED Prophylaxis and Implant Cleaning.

Take advantage of the possibilities offered by the high-end ultrasonic scaler from KaVo. Enjoy the convenience of operating the equipment via your KaVo treatment unit. Achieve the best treatment results thanks to precise illumination.



PiezoLED
Where strength meets intelligence:

- Innovative KaVo CARE Technology with intelligent feedback control and high removal performance
- Fully adjustable to suit individual requirements with various mode settings
- Can be fully integrated into your treatment unit
- Perfect light quality thanks to circular LEDs
- Wear indicator card for efficient work
- Wide range of applications

Mat. no. 1.007.3995

Prophylaxis

PIEZO Scaler tip 201
 Removes supragingival calculus:
 - From secondary teeth
 - From dental hard tissues: enamel
 Mat. no. 1.007.4024

PIEZO Scaler tip 202
 Removes supragingival and subgingival up to 4mm calculus:
 - From secondary teeth
 - From dental hard tissues: enamel
 Mat. no. 1.007.4026

PIEZO Scaler tip 203
 Removes supragingival and subgingival up to 10mm calculus:
 - From primary and secondary teeth
 - From dental hard tissues: enamel, dentine and cementum
 - From restorations, prosthetics and dentures
 - Around orthodontic appliances
 Mat. no. 1.007.4028

Implant cleaning

PIEZO Implant tip set
 Removes supragingival and subgingival up to 3mm calculus:
 - From primary and secondary teeth

- From dental hard tissues: enamel and dentine
 - From restorations, prosthetics and dentures
 - Around implants
 - Around orthodontic appliances
 Metal-free tip; contains holder for PIEZO Implant tips (tip 222); wrench for PIEZO Implant tip holder; one PIEZO Implant Tip refill Set
 Mat. no. 1.007.4008

PIEZO Implant Tip refill Set:
 Contains four attachments
 1.007.4014

* Outside the EU only available in countries that accept CE conformity. Please check with your local KaVo dealer.

Laboratory Handpieces for masterpieces.



K-ERGOgrip 4944

High-power laboratory drive offering convenient solutions based on ergonomic and light design

- Short, ergonomic handpiece with 2 grip sleeves
- 7 Ncm torque
- Up to 50,000 rpm in both clockwise and anticlockwise direction
- For all common materials
- Robust shaft system
- Easy-to-replace ball bearing
- Chuck system with 40% higher retention power
- Various grip sleeves with soft grip
- Easy-to-clean chuck system
- For right- and left-handed personnel

Mat. no. 1.003.7555



K-POWERgrip 4941

Powerful and low-vibration laboratory drive with minimal running noise

- Max. 7 Ncm torque
- Up to 50,000 rpm in clockwise and up to 5,000 rpm in anticlockwise direction
- For all common materials
- Easy-to-replace ball bearing

Mat. no. 1.002.2916



K5 plus 4911

Light and short laboratory drive

- Max. 4.5 Ncm torque
- Up to 35,000 rpm in clockwise and up to 5,000 rpm in anticlockwise direction
- Shaft system with just 2 ball bearings, easy to replace

Mat. no. 1.001.6733

Order numbers for combined packages

	K-Control TLC Knee	K-Control TLC Foot	K-Control TLC Table
K-ERGOgrip Power and ergonomics	Mat. no. 1.005.4206	Mat. no. 1.005.4207	Mat. no. 1.005.4204
K-POWERgrip Power	Mat. no. 1.007.2082	Mat. no. 1.007.2084	Mat. no. 1.007.2083
K5 plus Ergonomics	Mat. no. 1.009.4244	Mat. no. 1.009.4245	Mat. no. 1.009.4243



Knee control



Foot control



Table control

KaVo K-Control TLC universal control unit with options to suit individual requirements or the space available (table, knee or foot control), easy to replace handpieces thanks to automatic handpiece recognition, knee version can be attached to an existing KaVo K-Control knee hook, safety switch for enabling speeds of over 30,000 rpm, clockwise and anticlockwise rotation, depending on handpiece, of up to 50,000 rpm, 4 storable programs: Save within 4 seconds for a 4-second speed control function, 4-colour display for easy differentiation, quick access to preset speeds and torque by simply pressing the speed control

Articulators Perfection in motion.



The ARCUSdigma 3 measures the movement paths of the temporomandibular joints and the incisal point in real time and represents these in 3D in the software. The data can be used in the PROTAREvo Digma to create the perfect dental prosthesis. All PROTAREvo articulators offer the precision and longevity that KaVo is famous for. Furthermore, they support many specific solutions and provide useful analysis. The ARCUS and ARCUSEvo face bows help record the maxilla in the correct position – quickly, precisely and safely.



ARCUSdigma 3

- Records temporomandibular joint (TMJ) movements quickly
- Assists in the effortless design and development of simple and complex dental prosthesis
- Fast and precise articulator programming thanks to KaVo Transfer System without applying a face bow
- Increased measuring accuracy thanks to the optical measuring process for in-depth temporomandibular joint diagnostics
- Simple operation through wireless data acquisition
- Safety for the practitioner – even with major restorations
- Modular, retrofittable software concept – adaptable to your needs

Mat. no. 1.012.2320



PROTAREvo

Dental articulators for perfect precision and masterful handling

Dental articulators, from the KaVo PROTAREvo 2 entry-level model to the top-of-the-range PROTAREvo 9, offer a winning combination of perfect precision and masterful handling. With an extensive range of accessories for almost all dental requirements.

PROTAREvo 2: Mat. no. 1.002.3305

PROTAREvo 3: Mat. no. 1.002.3309 (also available without split cast)

PROTAREvo 5: Mat. no. 1.002.3313 (also available without split cast)

PROTAREvo 5b: Mat. no. 1.002.3317 (also available without split cast)

PROTAREvo 7: Mat. no. 1.002.3321 (also available without split cast)

PROTAREvo 9: Mat. no. 1.002.3325 (also available without split cast)

PROTAREvo Digma: Mat. no. 1.005.4121



ARCUS and ARCUSEvo

KaVo face bows: your patient will thank you for it

- The face bow that records the position of the maxilla in less than 3 minutes – fewer hand movements and no assistance required!
- Minimise occlusal adjustments, particularly when raising and lowering the bite.
- The ARCUSEvo face bow can be fitted to the patient in no time at all by just one person.
- Quick, precise and safe
- The earpieces are designed to allow unrestricted communication with the patient.

ARCUS: Mat. no. 0.622.5000

ARCUSEvo: Mat. no. 1.005.0900



INDICATIONS

SONICflex, prophylaxis tips

Important information regarding material numbers:

XX: Tip for SONICflex 2003/2000 (long thread)

XXA: Tip for SONICflex 2008 (short thread)

SONICflex for prophylaxis

Thanks to its numerous tips, SONICflex is a perfect partner for prophylaxis purposes. All the tips available, which can be used for a wide range of indications, can be found on pages 48–54.



Scaler tip no. 5 | universal
5: 0.571.5171 / 5A: 1.005.8949



Scaler tip no. 6 | sickle
6: 0.571.5181 / 6A: 1.005.8950



Paro tip no. 60 | long, straight tip, rounded surface
60: 0.571.7402 / 60A: 1.006.1934



Paro tip no. 61 | angled tip, left, rounded surface
61: 0.571.7412 / 61A: 1.006.1935



Scaler tip no. 7 | perio
7: 0.571.5191 / 7A: 1.005.8951



Scaler tip no. 8 | perio, extra long
8: 0.571.5371 / 8A: 1.006.1953



Paro tip no. 62 | angled tip, right, rounded surface
62: 0.571.7422 / 62A: 1.006.1936



Implant Set | wedge-shaped tips, single-use plastic head
Set: 1.003.8167 / Set A: 1.006.2027
Implant Refill (30 pcs): 1.003.8168

PiezoLED, prophylaxis tips

PiezoLED for prophylaxis

PiezoLED is fully adjustable to suit individual requirements, which also makes it ideal for prophylaxis purposes. An overview of the various tips associated with its broad range of applications can be found on page 55.



PIEZO Scaler Tip 201
Removes supragingival calculus:
- From secondary teeth
- From dental hard tissues: enamel
Mat. no. 1.007.4024



PIEZO Scaler Tip 202
Removes supragingival and subgingival up to 4mm calculus:
- From secondary teeth
- From dental hard tissues: enamel
Mat. no. 1.007.4026



PIEZO Scaler Tip 203
Removes supragingival and subgingival up to 10mm calculus:
- From primary and secondary teeth
- From dental hard tissues: enamel, dentine and cementum
- From restorations, prosthetics and dentures.
- Around orthodontic appliances
Mat. no. 1.007.4028

Cleaning powder for subgingival and supragingival treatment.

PROPHYpearls, PROPHYflex Powder and PROPHYflex Perio Powder are perfectly suited to the KaVo PROPHYflex 4 and allow for tooth cleaning that is both thorough and gentle.



KaVo PROPHYpearls

For an all-round clean and gentle prophylaxis

- Indication: effective elimination of discolouration, plaque and biofilm
- Active ingredient: calcium carbonate with a particle size of 60–70 µm, biodegradable, no salt, sugar or gluten
- Highlights: round shape and a uniform size for optimum cleaning with minimal abrasion, 4 flavours and 2 neutral variants

PROPHYpearls flavour (80 pcs per 15 g)

Neutral: Mat. no. 1.010.1826

Mint: Mat. no. 1.010.1828

Peach: Mat. no. 1.010.1829

Orange: Mat. no. 1.010.1830

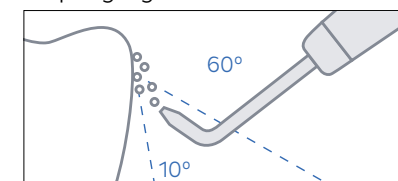
Blackcurrant: Mat. no. 1.010.1831

PROPHYpearls Selection (4 times 20 pcs per 15 g) | Mixture of Mint, Peach, Orange and Black Currant: Mat. no. 1.013.4400

Bottles (4 pcs per 250 g)
Neutral: Mat. no. 1.010.1798



Supragingival



KaVo PROPHYflex Powder

Polishing can be so quick.

- Indication: highly effective elimination of discolouration, plaque and biofilm
- Active ingredient: sodium bicarbonate with a particle size of 60–70 µm, water-soluble
- Highlights: simple, fast and highly effective treatment with 4 flavours

Sticks (80 pcs per 15 g)

Mint: Mat. no. 1.007.0017

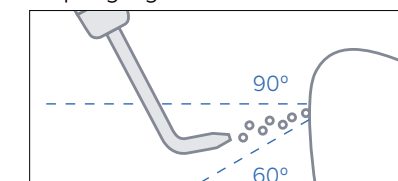
Orange: Mat. no. 1.007.0014

Berry: Mat. no. 1.007.0015

Cherry: Mat. no. 1.007.0016



Supragingival



KaVo PROPHYflex Perio Powder

For subgingival and supragingival treatment

- Indication: efficient biofilm management in periodontal pockets and cleaning of crowns, bridges and implants
- Active ingredient: fine glycine powder (18–22 µm), protects gums
- Highlights: very gentle and not too abrasive, suitable for efficient cleaning of pockets as well as supragingival applications on implants

Bottles (4 pcs per 100 g)

Mat. no. 1.009.3732

Perio Kit for PROPHYflex 4

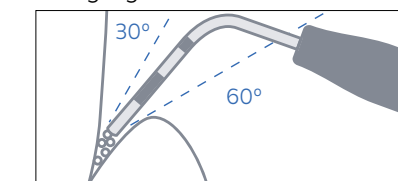
10 perio tips for safe and targeted pocket cleaning thanks to the stable, thin tip* with depth markings and Perio Adapter as well as PROPHYflex Perio Powder and accessories

Perio Kit: Mat. no. 1.011.9403**

Refill Set: Mat. no. 1.010.0287



Subgingival



* Each tip can be reprocessed up to 10 times.
** Use other mat. no. for PROPHYflex 3.

The KaVo PROPHYflex 4 Perfect ergonomics has never been so flexible ...

Do you want your daily prophylaxis treatments to be easier, quicker, more thorough and even more enjoyable during longer sessions? The KaVo PROPHYflex 4 ticks all the boxes. It's feather-light, perfectly balanced and ergonomically designed for comfortable working.

The PROPHYflex Perio attachment

Optional Perio Kit for focused and gentle subgingival treatment as well as cleaning bridges, implants and crowns

The PROPHYflex Standard cannula

Less disruptive polishing mist thanks to high precision air polishing for the gentle, protective removal of biofilm and discolouration. The narrow cannula gives the technician a better view during supragingival cleaning

The PROPHYflex Power cannula

The power cannula removes even stubborn discolouration in no time



... and flexibility has never been so comfortable.

Because every hand, every treatment and every patient is different, the KaVo PROPHYflex 4 can be individually adjusted. You decide, whether you're working in subgingival or supragingival regions, whether to eliminate mild or severe discolouration with more or less powder and how long the handpiece should be.

The precise little cannula for pockets

Perio Kit for focused and gentle subgingival treatment as well as cleaning bridges, implants and crowns

Tailored to you

Two grip sleeves with different lengths to fit your hand perfectly. Also ideal when several practitioners work with the same handpiece. Work comfortably even at difficult-to-reach places, thanks to the 360°-rotatable grip sleeve

Stay relaxed, work with ease

A super-light, perfectly balanced handpiece with individually adjustable lengths for comfortable handling and stress-free treatment

Safely prepared for everything

Simple filling and secure placement thanks to an even surface. For interruption-free treatment, the powder container can be filled in advance and sealed with a rubber seal which shows the indication

Three is simply better

Three levels of adjustment, with the first level for powderless cleaning of the teeth to remove powder residue. Levels 2 and 3 are for individually adjustable cleaning performances depending on the patient and indication

Finding a connection just got easier


Choice of KaVo or Sirona connection

Wave
Mat. no. 3.002.8000
Mat. no. 3.004.5900*

Lime
Mat. no. 3.002.8200
Mat. no. 3.004.5930*

Flamingo
Mat. no. 3.002.8800
Mat. no. 3.004.5950*

Further prospects: less powder mist



You will be delighted with the adjustable powder quantities and constant, focused powder jet which brings precise cleaning performance and minimised powder mist formation, for an optimal hygiene routine.

Tough against stains, gentle to teeth



Evenly distributed energy along the jet surface has two advantages: the more evenly the jet energy is distributed, the more effective the cleaning performance and the greater the protection of the tooth structure.

* Mat. no. fits Sirona connection.

** PROPHYpearls abrasion compared to a competitor's air polishing device using calcium carbonate. Shown on SonicFill composite.

Diagnostics products and technologies at a glance.



DIAGNOcam Vision Full HD

Three instant diagnostic images from one shot: Full HD Intraoral images, Transillumination, Fluorescence

DIAGNOcam Vision Full HD: *Mat. no. 1.011.1213* (2.5 m tube)

DIAGNOcam Vision Full HD: *Mat. no. 1.013.1500* (1.3 m tube for use at treatment units)

Included in standard package (and/or to reorder)

Tip Vision Full HD: *Mat. no. 1.013.5708* (1 piece)

Fluorescence Cover Vision Full HD: *Mat. no. 1.013.5712* (1 piece)

Cradle Vision Full HD: *Mat. no. 1.013.5500* (1 piece)

Sheath Vision Full HD: *Mat. no. 1.013.5711* (100 pieces)

Additional accessories (not included in standard package)

Tip Vision Full HD: *Mat. no. 1.013.5709* (4 pieces)

Fluorescence Cover Vision Full HD: *Mat. no. 1.013.5715* (4 pieces)

Wall Mount Vision Full HD: *Mat. no. 1.013.0400* (1 piece)

Foot Control Vision Full HD: *Mat. no. 1.013.4952* (1 piece)



DIAGNOdent Pen

Caries detection with acoustic signals and an easy to read display

DIAGNOdent pen: *Mat. no. 1.002.7000*

DIAGNOdent pen Display: *Mat. no. 1.004.8400*

DIAGNOdent pen sapphire fissure probe: *Mat. no. 1.002.6967*

DIAGNOdent pen sapphire proximal probe: *Mat. no. 1.002.6970*

DIAGNOdent pen sapphire perio probe: *Mat. no. 1.004.0370*

Storage box for DIAGNOdent pen probes: *Mat. no. 1.002.7011*



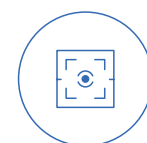
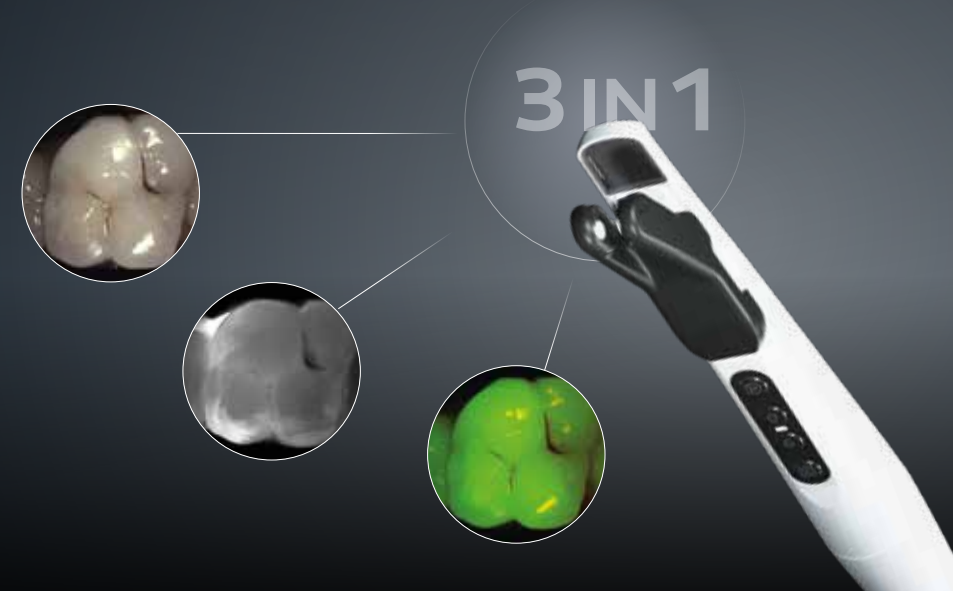
ERGOcam One

Intraoral images with significant depth of field and outstanding colour reproduction

ERGOcam One: *Mat. no. 1.011.2130*

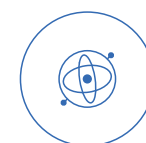
Protective sleeve ERGOcam One: *Mat. no. 1.011.3586* (500 pieces)

DIAGNOcam Vision Full HD: See more and show it all: Three diagnostic images instantly from one shot.




Always sharp without setting

The permanent autofocus is always on – inside as well as outside of the mouth – and creates extremely precise, clinically relevant images without delays caused by focusing, thus avoiding retakes.



Gyro sensor for easy orientation

The image is always displayed in correct position, because the integrated gyro sensor recognizes whether you are taking a shot on the left or right side, upper or lower jaw – and aligns the recording automatically.



Best image selection integrated

To minimize the susceptibility to blurry image, the camera automatically saves recordings directly before and after the shot, selects the image with highest quality and displays it on the screen.

Permanent autofocus



Jochen Kania
Dental practitioner,
Laupheim, Germany

"There are many cameras that have an autofocus function to take a sharp image. But most of the time it takes too long to get a clinically relevant shot as you have to wait for the image to sharpen. The permanent autofocus function of the DIAGNOcam Vision Full HD is completely different. It is always on, there is no need to press a button or to adjust anything. It focuses automatically and without interruption – I always get a sharp image instantly.

The result is impressive. You can barely take an image that isn't perfectly sharp – in Full HD quality. This is true regardless of whether you use the DIAGNOcam Vision Full HD as an intraoral camera, as a transilluminating device or if you are working in the fluorescence mode – or combining all of them in one shot."

With the DIAGNOcam Vision Full HD you create remarkably clear and distortion-free Full HD images in real time. In addition, all images, from face to macro shots, are optimised to keep their natural colour tones and to remain clear even when enlarged – enabling you to easily view the smallest details.

Face image

Distortion-free portraits, easily added to the patient file documentation of your Patient Management System (PMS).



Smile image

Ideal to capture the lip line and smile line – useful for dental technicians to match the colour and create perfectly aligned aesthetic anterior teeth restorations and for pre-post comparison and documentation for your patients.



Tooth image

The quick and easy way to get a first overview of the dental situation, including fillings, dental prosthesis, extractions, deformities and overall dental hygiene. Perfect for pre-post comparison and documentation for your patients.



Macro shot

Enlargement of the finest tooth and gum structures, recommended for detecting the smallest lesions, defective transitions of filling material or crowns to the tooth as well as for initial examination of root canals.



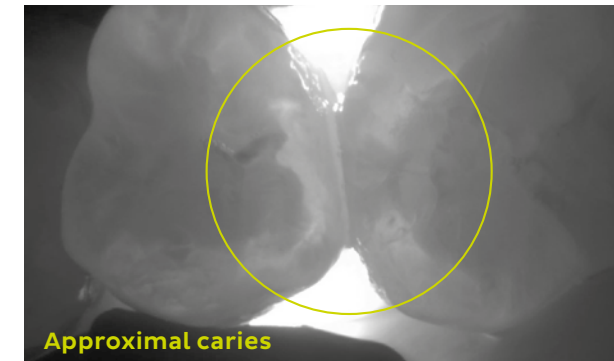
Perfectly adaptable to your existing needs

No matter if you have a KaVo treatment unit or one from another brand, if you want to use the DIAGNOcam Vision Full HD as a stand-alone device or integrate it into your Patient Management System or your X-ray software: Just pick it up from your preferred mounting option (wall, table, or treatment unit), detect and show – it's that easy.

Pure joy, clear sight: Superior hygiene concept

By using the sheaths, the DIAGNOcam Vision Full HD is protected against contamination. The tip and the fluorescence cover can be easily installed over the sheath, which does not affect the image quality. The tip and the fluorescence cover can be reused after being washed in a thermal disinfectant and sterilised in autoclaves, the sheath is disposable and for single use only.

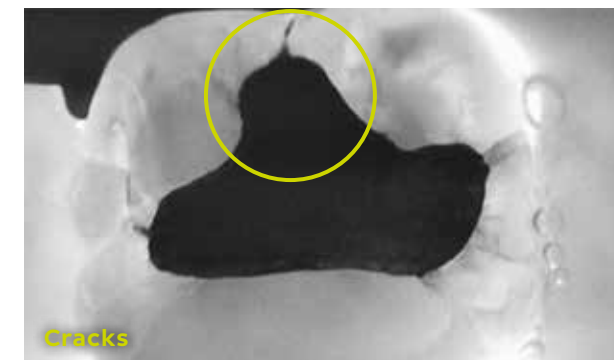
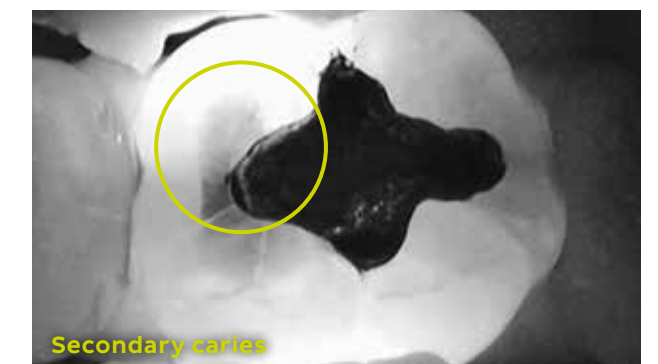
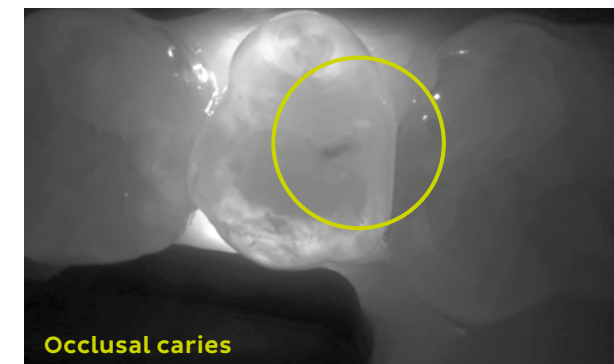
Transillumination mode:
Light years ahead of caries.



Detecting caries early is good. Detecting caries early and safely is better. Thanks to the intuitive handling, you can diagnose caries using the transillumination mode of the DIAGNOcam Vision Full HD with an extreme accuracy of up to 99%* – with almost no training at all! Clinically established and proven in practice through countless recordings.

99%*
accuracy

Caries diagnosis with transillumination – light years ahead. With both DIAGNOcams, light waves complement X-rays otherwise needed for caries detection, giving you exceptional image quality and detail.



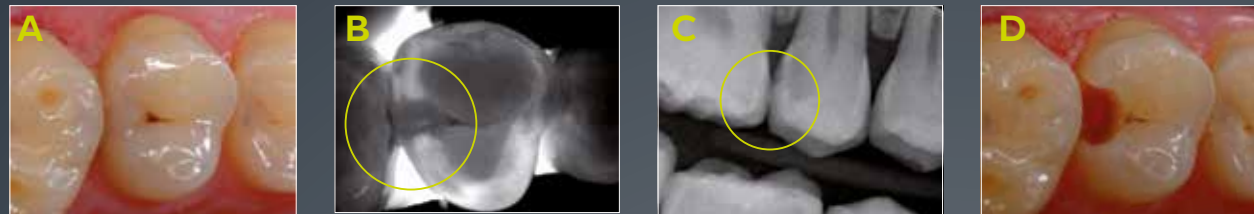
- The light source inserted in the tip illuminates the tooth outwards from the neck of the tooth to the occlusal tooth surface.
- A digital camera shows the captured scenes live on the screen of your choice.
- The tooth becomes a light conductor, making the tooth structures visible. Any caries or cracks that the light comes across on its way to the tooth surface are clearly identifiable and visibly darker.

* Precise diagnosis with DIAGNOcam based on: Kühnisch J, Söchtig F, Pitschka V, Laubender R, Neuhaus KW, Lussi A, Hickel R "In vivo validation of near-infrared light transillumination for interproximal dentin caries detection," Clinical Oral Investigations, May 2016.

Early caries detection with transillumination.

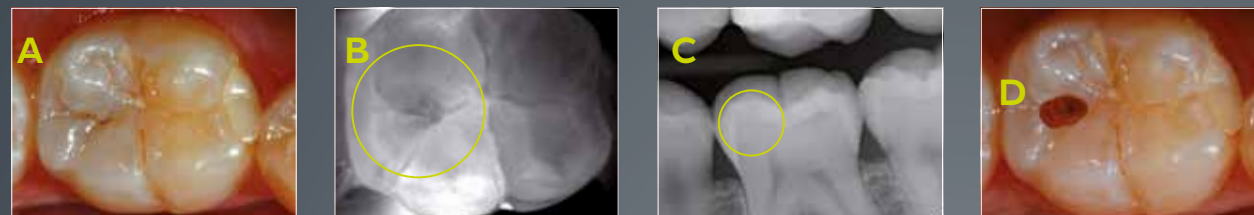
Transillumination uses light waves instead of X-rays. This makes it possible to take shots of coronal dental structures above the gingiva with outstanding brilliance. You can identify caries very early and carry out minimally invasive or even prophylaxis treatment.

Approximal caries diagnostics on an existing premolar



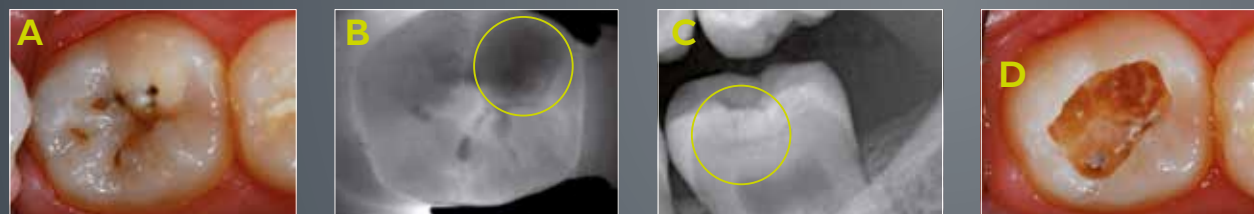
A Apart from some occlusal (brown) discoloration, clinical examination of premolar 15 fails to identify any carious process. The DIAGNOcam image **B**, however, shows extensive distal shadowing, which has already reached the dentine-enamel junction. The bitewing X-ray shot **C** reveals a carious process extending as far as the inner half of the dentine. Both of the lesions diagnosed are confirmed when the carious process is opened as the filling is inserted **D**.

Occlusal caries diagnostics on an existing molar (hidden caries)



A The visual examination of the occlusal surface of tooth 46 does not provide any reliable evidence of caries-related discoloration or the like. The DIAGNOcam image **B** shows some shadowing in the distal section of the central fissure, which also shows up as an area of brightness in the X-ray image **C**. Once opened up, the carious process **D** shows some carious dentine.

Occlusal caries diagnostics on an existing molar (hidden caries)



A Tooth 37 shows an established occlusal carious lesion with several localised areas where the enamel is broken. Demineralisation can be seen near the mesiobuccal cusp, which shows up as a dark shadow in the DIAGNOcam image **B**. The corresponding X-ray image **C** shows an advanced dentine lesion. Once the carious process is opened up, as can be seen in image **D**, the active nature of the lesion and the undermining effect of the caries becomes visible.

Extract from the clinical study on the KaVo DIAGNOcam | Ludwig-Maximilians-University Munich, 2013.
Available for download: <https://www.kavo.com/diagnocam-clinical>



High resolution, easy solutions.

Triple effective diagnosis, wow effect included

Simultaneously captured, immediately displayed: all images are recorded in Full HD resolution. Depending on the dental situation and the step of your workflow, you can choose the specific image mode you prefer or combine two or all three of them in one shot. Giving you a clinically relevant overview, like never before.

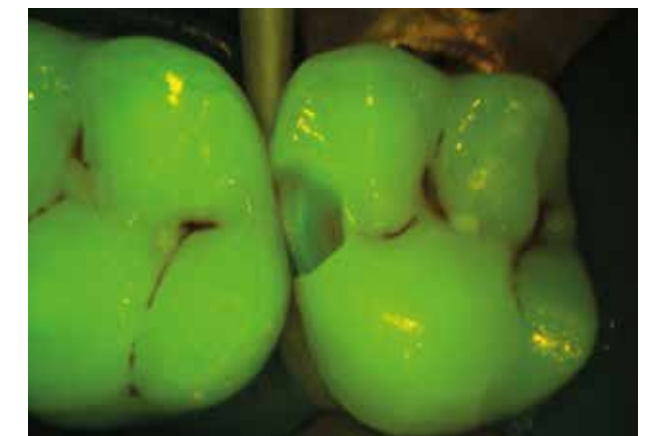
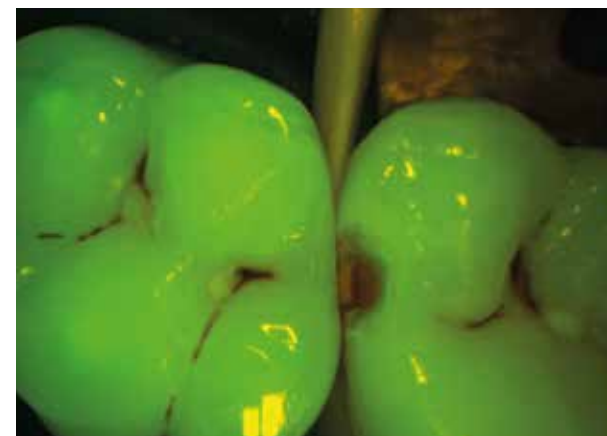
One tip for the whole workflow

Thanks to its patented design, you can use the tip for the transillumination mode and for all capturing modes. No need to waste time changing the tip.

Fluorescence mode:

The ultimate check at the end of your workflow

This fluorescent light stimulates the metabolic products of (e.g. cariogenic) bacteria on the tooth's hard substances. Emitting different colours, the tooth's hard substance is displayed greenish and metabolic products of cariogenic bacteria are shown reddish. This allows the user to detect caries activity, making it possible to diagnose pathological findings. The mode enables the recording of images in the fluorescence range, in order to diagnose occlusal caries and plaque.

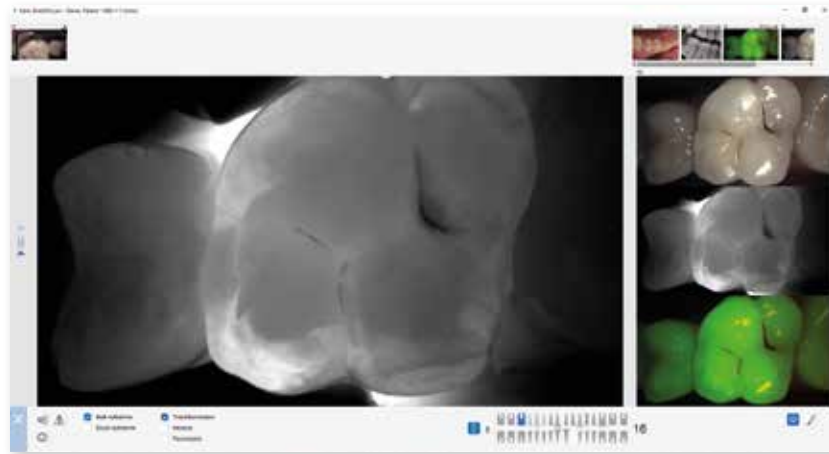


Stand-alone software options

The new software update has additional functions that make it easier to operate your KaVo **DIAGNOcam** and enable operation of the new KaVo **DIAGNOcam Vision Full HD**.

Full integration of the KaVo DIAGNOcam Vision Full HD

The new KaVo DIAGNOcam Vision Full HD, as well as the existing DIAGNOcam, can now be used with all available functions in the DIAGNOcam software. Within the software, you have the option of choosing between a single shot or multiple shots and taking a 3-in-1 shot in less than a second in the intraoral, transillumination and fluorescence modes.



With the new **TWAIN interface**, images from your KaVo camera can be captured quickly and easily and transferred to your software.



Full integration of all KaVo cameras

The DIAGNOcam, the DIAGNOcam Vision Full HD and the ERGOcam

One can be used with all available functions via the new TWAIN interface.

Within the software, you have the option of choosing between a single shot or multiple shots and taking a 3-in-1 shot in less than one second in the available intraoral, transillumination and fluorescence modes.

Fast and easy image transfer

Following image capture, images can be viewed, compared, rotated, and flipped. The desired images can then be transferred to your software with one click for use there.

A safe bet for identifying caries.



KaVo DIAGNOdent pen

The laser fluorescence technology means early-stage and hidden caries can be identified too.

- Practices worldwide have used over 15,000 devices with success for over 10 years. The gold standard in fluorescence-based caries detection, with add-on services chargeable accordingly
- Scientifically proven, easy to use at any time
- In many cases, the gentle measurement enables microinvasive treatment without unnecessary removal of healthy enamel
- Perfect support for simple and reliable diagnosis
- Fissure with measured value of 0-12 or approximal measured value of 0-7: healthy dental substance
- Fissure with measured value of 13-24 or approximal measured value of 8-15: early demineralisation

“An outstanding instrument!”

Prof. Dr Adrian Lussi, University of Bern

“When combined with clinical evaluation and an assessment of individual factors relating to caries, the values obtained with the DIAGNOdent pen support early identification of caries and diagnosis. Because the values obtained are highly reproducible, the DIAGNOdent pen is an outstanding instrument for tracking the development of lesions at regular check-ups.!”

- Fissure with measured value above 25 or approximal measured value above 16: significant demineralisation
- Easy to use, with acoustic signals and an easy to read display
- Very pleasant for the patient
- Optimum integration into your workflow
- High-value, low-maintenance solution with significant clinical benefits

DIAGNOdent pen 2190: *Mat. no. 1.002.7000*

DIAGNOdent pen Display 2191: *Mat. no. 1.004.8400*

DIAGNOdent pen sapphire fissure probe: *Mat. no. 1.002.6967*

DIAGNOdent pen sapphire proximal probe: *Mat. no. 1.002.6970*

DIAGNOdent pen sapphire perio probe: *Mat. no. 1.004.0370*

Storage box for DIAGNOdent pen probes: *Mat. no. 1.002.7011*

KaVo ERGOcam One

A small camera with a big reputation.

- Use images with significant depth of field and outstanding colour reproduction to help explain your patients' particular situation to them.
- The significant depth of field means there is no need to focus.
- The easy-to-operate KaVo ERGOcam One gives you the perfect shot whenever you want – a convenient option that really saves you time.
- The shutter release can be triggered by hand or with the foot control on a KaVo treatment unit.
- Control is via the CONEXIO patient communication software.
- Cable length 1.30 m

Mat. no. 1.011.2130



Restoration

From primary, secondary and wall preparation through to finishing: KaVo offers you solutions for effective, successful restorations that will keep your patients smiling.

SONICflex
As a multifunctional instrument, the KaVo SONICflex can be used for several steps with the appropriate tips. It is notable for its precise and minimally invasive removal of dental substance.



**Primary preparation:
opening the cavity**

When it comes to opening the cavity and creating the contour and the necessary depth, KaVo's very powerful high-speed instruments or turbines are ideal for processing work performed at high speeds. The small head, the ergonomic head/knee angle and the powerful light provide the best view.

1



2

**Secondary preparation:
caries excavation**

A green shank, with a suitable KaVo INTRA head, is perfect for precise removal of carious dentine when used at a constant low speed.



**Finishing:
preparation and polishing**

For optimum aesthetics and occlusion, the blue shank combined with the specially sealed polishing heads deliver great results in terms of grinding and polishing the surfaces.

5



**Taking care of
filling and occlusion**

Thanks to outstanding rotation performance, KaVo high-speed instruments and turbines can shape precise fillings and achieve optimum occlusion results.

4

3

Wall/margin preparation

For optimum preparation of the cavity and the best contact between the prepared margins and the filling material in the further course of treatment, KaVo high-speed instruments or KaVo turbines are absolutely perfect, thanks to their extremely precise rotation.

Restoration

Air abrasion with additional water supply and reduced powder contamination: The following case report demonstrates the use of the RONDOflex plus 360 for enhancing and optimising the adhesion between the restoration and tooth, in a complex clinical situation.

Air abrasion with Al_2O_3 is a method of increasing the retentiveness of the treated surface for subsequent adhesive procedures. The surface is micro-retentive due to its roughening and has a higher-energy surface, ready for bonding.

The technique is especially suited for pretreating dentine, metal or ceramic surfaces before resin-based adhesives and cements are then applied. The bond strength of orthodontic brackets to air-abraded enamel is greater than for acid etching alone. Air abrasion may also increase the bond strength of self-etching dentine bonding systems to dentine.

The pressure-sprayed alumina particles are well contained within the water spray and are not scattered throughout the mouth or clinical working space. The RONDOflex plus 360 provides its stream of alumina particles within the confines of a concurrent water spray.

The RONDOflex plus 360 connects to the same MULTIflex coupling that an air turbine high-speed handpiece connects to, which further enhances the convenience of the device.



RONDOflex plus 360

Air-abrasion system with spray water for reduced powder aerosol and gentle and relatively pain-free removal of material from the surface of teeth

Possible applications:

- Minimally invasive cavity preparation
- Preparation of adhesive surfaces prior to acid/etching techniques
- Preparation of adhesive surfaces for braces
- Preparation of fissure seals
- Opening and widening of fissures
- Removal of residual adhesive from bridges, crowns, etc. (extraoral)

Product information:

Comes with 2 cannulas (diameter 0.46 mm and 0.6 mm) as well as 2 powder containers and 2 powder bottles (each 75 g), easy to connect to the KaVo MULTIflex system, 12-month warranty
Mat. no. 1.002.2179

Accessories:

RONDOflex powder 27 μ m to remove less
1,000 g: Mat. no. 1.000.5957
RONDOflex powder 50 μ m to remove more
1,000 g: Mat. no. 1.000.5956



Extract from:

All around solution for minimal invasive cavity preparation

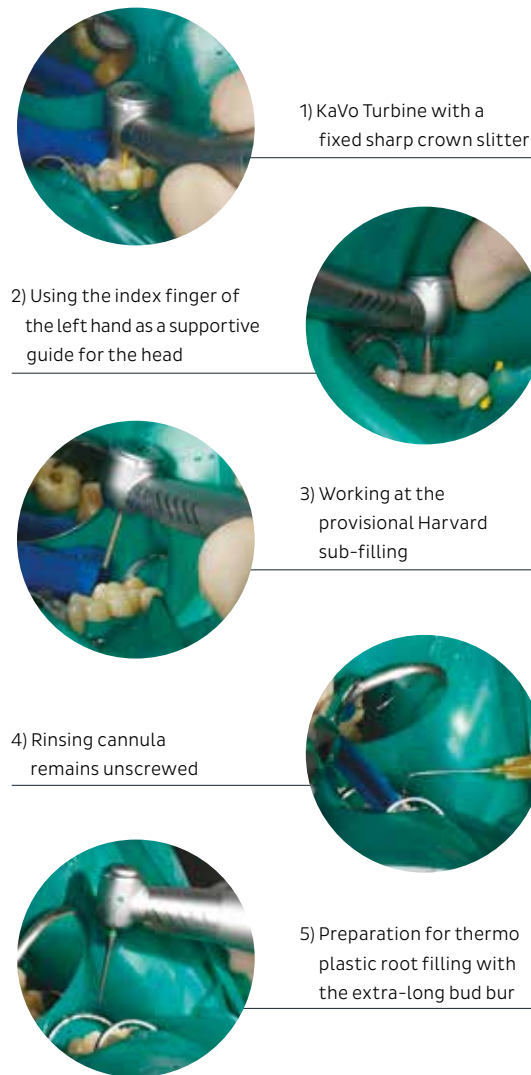
Dr Michael N. Mandikos, prosthodontist, is a visiting specialist to the University of Queensland, Australia, and formerly a Specialist Consultant to the Royal Australian Air Force. He is a reviewer for several international dental journals and a product evaluator for several dental companies. Dr Mandikos regularly presents continuing dental education programmes throughout Australia and South East Asia, and works in a specialist private practice in Brisbane, Australia.

Endodontics

Complex endodontic situations simply managed.
Excerpt from case studies of conservative, adhesive treatment of teeth in complex, endodontic situations.

As shown in Figure 1, I prefer the KaVo Turbine with a fixed sharp crown splitter for establishing the coronal access opening. I recommend the following trick to reduce the risk of slipping with the crown splitter or diamond when trepanning a hard zirconium oxide crown: simply use the index finger of the left hand as a supportive guide for the head of the turbine (Fig. 2). When the occlusal core is drilled to the level of the provisional Harvard sub-filling, I exchange the turbine head for an extra-long, round-end diamond (Fig. 3). This removes the lateral overhang of the pulp roof but avoids the floor of the pulp chamber for reasons of perforation prophylaxis. For safety reasons, the rinsing cannula remains unscrewed on the disposable syringe (Fig. 4) so that it does not disengage even at high rinsing pressures.

Rhodium-metallised mouth mirrors are ideal for working at high magnification levels, as they come in two sizes (1.5 cm and 2.5 cm) and they can be unscrewed at the handle to be exchanged when they are scratched. The extra-long bud bur remains far enough away from the pulp chamber floor so that the fine structures that are being worked on can be seen in the mirror (Fig. 5).



Excerpt from: Complex endodontic situations simply managed – from adhesive composite build-up to successful root canal filling
Dr Wolfgang Gänslar, dentistry practice. Specialist for endodontics, function and reconstruction, Institute for Advanced Dental Training.



SONICflex, endodontic tips

Important information regarding material numbers:
XX: Tip for SONICflex 2003/2000 (long thread)
XXA: Tip for SONICflex 2008 (short thread)

SONICflex for endodontics

Thanks to its numerous tips, SONICflex is a perfect partner for endodontic purposes. All the tips available, which can be used for a wide range of indications, can be found on pages 48–54.



Endo tip no. 66 | button, large, diamond coating D46
66: 1.000.5825 / 66A: 1.006.1992



Endo tip no. 67 | conical 125°, diamond coating D46
67: 1.000.5822 / 67A: 1.006.1994



Endo tip no. 68 | conical 112°, diamond coating D46
68: 1.000.5823 / 68A: 1.006.1996



Endo tip no. 69 | button, small, diamond coating D46
69: 1.000.5827 / 69A: 1.006.1998



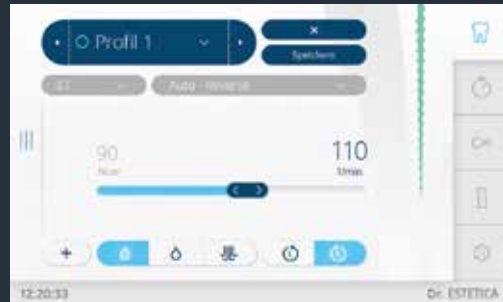
Endo tip no. 70 | conical 117°, diamond coating D25, anterior area not diamond-coated
70: 1.000.5821 / 70A: 1.006.2000



Endo clean holder no. 96
96: 1.008.5163 / 96A: 1.008.5164

Endo clean needles (6 pcs each) for all SONICflex:
015 white: 1.006.2042
020 yellow: 1.006.2043
025 red: 1.006.2044

Integrated endo function



Endo mode for KaVo treatment units

The integrated endo function means there is no need to buy an expensive endodontic device. With 3 modes for file management, you couldn't be better equipped. All important parameters such as speed increase and torque values can be set, called up and saved via the dentist element.



INTRA head L68 B (1:1)

With push-button chuck, ball bearings, for contra-angle burs with diameter 2.35 mm and root canal instruments, suitable for endo function of the ESTETICA E50 Life, KaVo uniQa and ESTETICA E70/E80 Vision
Mat. no. 1.008.1834



MASTERmatic LUX shank M20 L (1:1)

For cavity and crown preparation, finishing, caries excavation and endodontic treatments
Mat. no. 1.009.3620

MASTERmatic and INTRA heads



INTRA Endo head L3 Y

Stroke 0.4 mm, for manual root canal instrument with grip diameter 3.5–4.0 mm
Mat. no. 1.008.1823



INTRA Endo LUX head L3

Reciprocating rotation through 60°, for manual root canal instrument with grip diameter 3.5–4.0 mm
Mat. no. 1.008.1822



INTRA Endo head L53

Reciprocating rotation through 60°, for manual root canal instrument with contra-angle shaft with diameter 2.35 mm.
Mat. no. 1.008.1826



INTRA Endo head L62 (10:1)

For contra-angle burs and root canal filler instruments
Mat. no. 1.008.1830



MASTERmatic LUX reducing shank M29 L (7.4:1)

Maximum treatment flexibility with 14 exchangeable heads, forward and reverse running
Mat. no. 1.009.3580



SMARTmatic ENDO S81 (8:1)

Reducing contra-angle for endodontics, max. drive speed: 40,000 rpm, for files with a shaft diameter 2.35 mm
Mat. no. 1.011.6780

ELECTROmatic Premium/Premium Dual



Workflow at its best

Air-to-electric motor conversion kit (controller, tubing, brushless electric motor and fixtures) for any treatment unit. Easy retrofitting of existing air-driven treatment units. It allows the dentist to upgrade to an electric motor and all its advantages within minutes.

- All-in-one device with a special prep and endo mode (torque controls)
- Integrated endo file database for easy set-up of endo torque and speed settings with different files
- **NEW since 2021:** With reciprocating file system TF-Adaptive from KERR
- Intuitive handling due to integrated 4.3" TFT colour touchscreen display
- Vivid colour touch display with speed slider for fast set-up.

ELECTROmatic Premium with KL 703 LED motor: *Mat. no. 1.012.8545*

ELECTROmatic Premium Dual with 2x KL 703 LED motor: *Mat. no. 1.012.8547*

ELECTROmatic Premium Dual with with KL 703 LED motor and COMFORTbase:
Mat. no. 1.012.8549

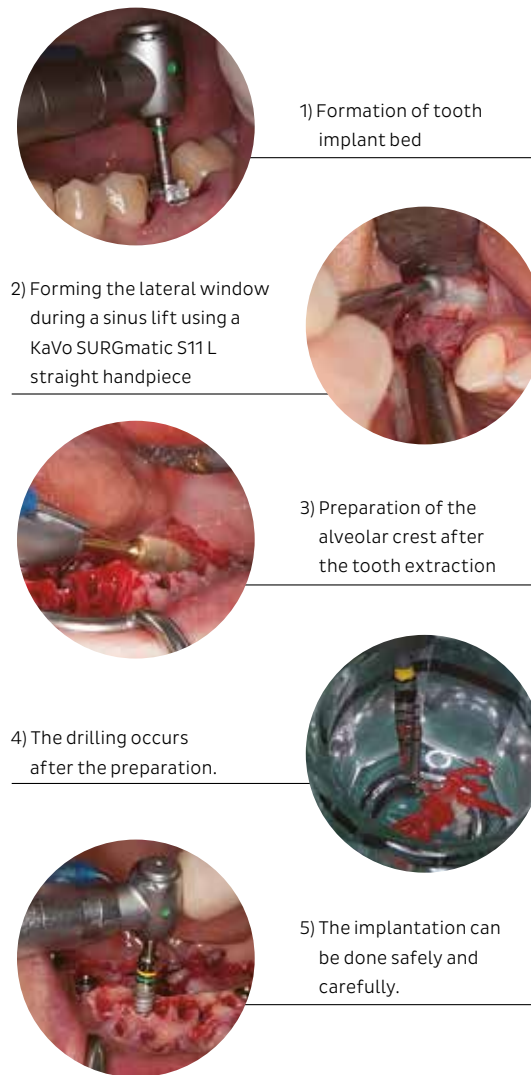
Surgery

In surgical procedures, including implant treatment, a sense of safety regarding the surgical device carries a great deal of weight in terms of being able to concentrate on the surgical procedure.

While working with the KaVo EXPERTSurg LUX, I appreciate the compact design of this device and the foot control, which is also very compact. When performing an implant treatment, the dentist has to check the insertion direction from various positions and this means the position of the foot control has to be changed often. A very helpful feature is that you can move the foot control by hooking it over the top of your foot. This comfort accelerates the procedure and I work with better quality, because I can perform the procedure without distractions. Therefore I can work in a very concentrated manner.

Moreover, the surgery device of KaVo has an engine with an excellent sense of torque and constant rpm. These two features are very important for achieving high quality in dental surgery and implantology.

It is very important to choose a product that is highly reliable and that also has good usability, such as the KaVo EXPERTSurg LUX. It allows you to concentrate more on the procedure and it helps you to easily achieve good results.



Excerpt from:
Customers voice on KaVo EXPERTSurg LUX
 by Dr Ryohei Tonotsuka,
 Director of the Tonotsuka Dental Clinic Perio-Implant Center in Tokyo

SONICflex, surgical tips

Important information regarding material numbers:
XX: Tip for SONICflex 2003/2000 (long thread)
XXA: Tip for SONICflex 2008 (short thread)

SONICflex for surgery

Thanks to its numerous tips, SONICflex is a perfect partner for surgery work. All the tips available, which can be used for a wide range of indications, can be found on pages 48-54.



-  **Crown extension tip 020 no. 90 | small, straight, exterior diamond-coated (D46)**
90: 1.011.3001 / 90A: 1.011.3002
-  **Crown extension tip 020 no. 91 | small, angled, exterior diamond-coated (D46)**
91: 1.011.3003 / 91A: 1.011.300
-  **Crown extension tip 020 no. 92 | small, angled, exterior diamond-coated (D46)**
92: 1.011.3005 / 92A: 1.011.3006
-  **Crown extension tip 030 no. 93 | large, straight, exterior diamond-coated (D46)**
93: 1.011.3007 / 93A: 1.011.3008
-  **Crown extension tip 030 no. 94 | large, angled, exterior diamond-coated (D46)**
94: 1.011.3009 / 94A: 1.011.3010
-  **Crown extension tip 030 no. 95 | large, angled, exterior diamond-coated (D46)**
95: 1.011.3011 / 95A: 1.011.3012

Surgery portfolio

Surgical devices

MASTERSurg LUX Wireless

The KaVo MASTERSurg LUX Wireless surgical device helps you carry out dental interventions at a whole new level. The underlying philosophy is to help you deliver great performance on a daily basis – thanks to convenient features that make a real difference.

- Convenient thanks to the intuitive touchscreen display, the freely positionable wireless foot control and the data documentation feature with a graphic real-time display showing torque for quality control purposes
- Data can be saved to an SD card and transferred to patients' files
- Can be customised with up to 10 programs, each with 10 freely programmable steps
- Powerful and precise thanks to the S600 LED, one of the world's lightest surgical motors
- Maximum torque: 80 Ncm at the instrument,
- Motor speed range: 0–40,000 rpm



Mat. no. 1.009.1200
(including INTRA LUX S600 LED, sterile hose set, motor cable and instrument tray)

EXPERTSurg LUX

The surgery system that offers high precision and power for greater safety and reliability. Work safely and with great precision thanks to one of the lightest and smallest micromotors and the unique self-calibration feature. Trust the high power levels available, based on 80 Ncm torque at the instrument, and save time thanks to intuitive programming of your work steps and parameters.

- One-touch self-calibration: you can perform automatic calibration in just a few seconds
- Intuitive user interface with symbols for instructions and a bright colour display
- Restriction of parameters based on indications
- Navigation during treatment via the foot control
- Freely programmable work sequences and image-based representation of all program steps help simplify the work to be done



Mat. no. 1.008.3500
(including INTRA LUX S600 LED, sterile hose set, motor cable and instrument tray)

Motor



Surgical motor

INTRA LUX S600 LED

- Light and short motor delivering a high level of power
- Ergonomic operation thanks to 28% lighter and 20% shorter motor delivering the same level of power
- All-metal surface
- High power across the entire speed range of 0–40,000 rpm
- Immediate, gentle start
- Motor torque: max. 5.5 Ncm
- Light: 25,000 lux

Mat. no. 1.008.8000

Contra-angles



SURGmatic S15 L Pro contra-angle (1:5)

- Surgical speed increasing contra-angle for a wide range of applications
- 1:5 transmission with up to 200.000 rpm for a compelling cutting performance
- CoolHead technology for more patient safety
- Optimized ball bearings for a long service life
- EXPERTgrip for outstanding grip and easy hygiene
- External coolant connection
- Optimized three-port spray

SURGmatic S15 L Pro (with light)
Mat. no. 1.014.4000

All handpieces and contra-angles in the surgery portfolio come with a 12-month warranty.

Handpieces and contra-angles with light



SURGmatic S201 XL Pro | S201 L Pro contra-angles (20 : 1)

- S201 XL Pro: Hexagon chuck system for a long service life and a max. torque of 80 Ncm
- S201 L Pro: Max. torque of 55 Ncm
- Optimized clamping system to avoid jamming tool shanks
- Removable head, easy to clean
- EXPERTgrip for outstanding grip and easy hygiene
- Small head with internal cooling system as per Kirschner and Meyer

- External cooling connection
- Optimized gear teeth in the instrument head and improved ball bearings

S201 XL Pro (with hexagon and light):
Mat. no. 1.013.7541
S201 L Pro (with light): Mat. no. 1.013.7540
SURGmatic S201 Pro heads are only compatible with the corresponding SURGmatic S201 Pro shanks.



SURGmatic handpiece S11 L (1:1)

EXPERTgrip, for handpiece burs with a length of 44.5 mm, can also be used with contra-angle burs, external coolant connection
Mat. no. 1.009.1010

Handpieces without light



INTRA LUX handpiece CL10 (1:1)

Glass rod light conductor, for handpiece burs with a length of 44.5 mm, external coolant connection
Mat. no. 1.002.0911



INTRA LUX contra-angle (27:1)

Glass rod light conductor, can be dismantled into head and shank, head with internal cooling system (as per Kirschner and Meyer), external coolant connection

CL3-09 | Mat. no. 1.002.3693
Consisting of:
INTRA LUX surgical reducing head (3:1)
CL3 | Mat. no. 1.001.8993
INTRA LUX surgical shank (9:1)
CL09 | Mat. no. 1.001.9258



INTRA surgical handpiece 3610N1 (1:1)

For handpiece burs with a length of 44.5 mm, external coolant connection, easy to dismantle
Mat. no. 0.524.5600



INTRA surgical handpiece 3610N2 (1:1)

For handpiece burs with a special length of 62.5 mm, external coolant connection, easy to dismantle
Mat. no. 0.524.5610



INTRA surgical handpiece 3610N3 (1:1)

For handpiece burs with a special length of 70.0 mm, external coolant connection, easy to dismantle
Mat. no. 0.524.5620



HYGIENE
&
SERVICE

Maintaining the value of KaVo instruments.

More than 50% of handpiece and contra-angle failures are caused by improper cleaning and care. With a few tips from us, you will be able to extend the service life of your KaVo instruments and avoid the most common defects.

1. Chuck system

1.1 Rotating instruments with shafts intact

We always recommend that you use burs that are approved by KaVo, otherwise the instrument may suffer significant damage. Damage includes defects involving the chuck system or bur shaft.

1.2 Comply with dimensions for cutters/grinders.

For manufacturer information concerning the length, diameter, shaft shape and max. speed, please refer to the relevant instructions for use.

1.3 Removal of crowns and bridges/separation of crowns

Bur manufacturers offer crown separators to suit different crown materials. Please comply with the speeds recommended by the bur manufacturer. In the case of straight- or cross-toothed crown separators, these are often lower than for diamond-coated crown separators.

1.4 Never leave the bur in the chuck after a treatment.

The chuck should not bear any load when stored, in order to prolong its service life. Storing instruments with burs in can lead to a risk of injury or infection.

1.5 Close the tensioning ring on the handpiece.

Never start operating a straight handpiece while the chuck is open because:

- The straight handpiece blocks.
- The chuck will block.

1.6 Never press the push-button during operation.

Never press or wipe the push-button on the turbine or handpiece/ contra-angle while the instrument is rotating because this may cause:

- Excessive wear and tear on the drive/rotor
- Damage to the push-button/chuck

Never position the push-button close to the patient's cheek. The friction between the push-button and the chuck system generates heat, which may cause burn injuries.



Important note regarding preparation: All information concerning correct preparation can be found in the „Instructions for use“ for the relevant instrument.



2. Ball bearings

Ball bearings must always be lubricated. Using other than original KaVo oils or applying insufficient oil to ball bearings causes excessive wear and tear and may lead to defects. To prevent any secondary damage, replace ball bearings regularly with original KaVo ball bearings.

3. Surgical instruments

Surgical instruments require special treatment. After each use, clean the instrument immediately under lukewarm running water to remove all external soiling. Wherever possible, dismantle the instrument and clean the inside under lukewarm running water as well.

4. Damage after dropping

4.1 Avoiding damage caused by dropping instruments

Visually inspect the instrument at the preparation stage for any changes in order to protect both the instrument and the patient.

4.2 Listen for the click when attaching instruments to the coupling.

The instrument must be heard to click into place on the motor/ turbine coupling. Otherwise, it may not be secure and could fall and be damaged.

5. Disinfection

The instrument must never be immersed in a disinfection/ ultrasonic bath because:

- The ball bearings might be destroyed
- Other technical defects involving the instrument may occur

Instruments can be manually disinfected. If excessive disinfectant or a non-approved disinfectant is sprayed onto the instrument or the motor/turbine coupling, malfunctions may occur.

6. Care

- Automated care with the QUATTROcare PLUS
- Manual care with KaVo Spray
- Chucks must be treated at least once a week with KaVo Spray or in the QUATTROcare PLUS.

7. Storage

Always use an instrument stand to store instruments after cleaning them (Mat. no.: 3.005.5204). Any excess residual oil will be able to drain away. Otherwise, the instrument may become too hot when used again, leading to further damage to ball bearings.

QUATTROcare PLUS Good care pays off.

Your instruments will seem as good as new, thanks to the care provided by the QUATTROcare PLUS. The approved care process and just the right amount of oil act like a spa treatment for your instruments. They are lubricated perfectly, and ready to perform again.

KaVo QUATTROcare PLUS 2124 A

3x INTRAmatic short and 1x MULTIflex care coupling, with 1 can of QUATTROcare Plus Spray, care couplings for all the usual competitor instruments available as accessories, 12-month warranty

- Lubrication cycle for 4 instruments lasting just 1 min.
- Program-controlled, automated care process
- Optimum lubrication, thanks to automatic, outlet-specific, metered dosing
- Easy handling prevents erroneous care.
- Compressed-air blasting of transmission system and spray channels, using purging function
- No leakage of residual oil after lubrication has been performed
- Integrated chuck care program
- Basic device complete with four couplings (1x MULTIflex/3x INTRAmatic short)
- Modern and ergonomic design

Mat. no. 1.008.3805



KaVo QUATTROcare Plus Spray

Care spray for use in KaVo QUATTROcare PLUS lubrication devices, environmentally friendly propellant, each contains 500 ml.

Pack. 2140 P (6 cans):

Country-specific Mat. no. 1.005.4525* or 1.011.5720**



* DE, DA, EN, ES, FI, FR, HR, IT, NL, PL, PT, SV, RU

** CS, EL, ET, HU, LT, LV, RO, SK, SL, TR, ZH

KaVo spray portfolio for manual reprocessing of your dental instruments.

KaVo CLEANspray/DRYspray

Cleaning and drying spray for validated intensive manual cleaning of the insides of instruments. Proven by experts to remove residual protein.

Pack. KaVo CLEANspray 2110 P (4 cans):

Mat. no. 1.007.0579

Pack. KaVo DRYspray 2117 P (4 cans):

Mat. no. 1.007.0580

KaVo CLEAN/DRYspray starter set 2116 P:

Mat. no. 1.007.0573

Accessories:

INTRAmatic adapter (1 pc): Mat. no. 1.007.1776

MULTIflex adapter (1 pc): Mat. no. 1.007.1775

COMFORTdrive adapter (1 pc): Mat. no. 1.007.3350

Cleaning adapter manual 3F/MF cannula (1 pc):

Mat. no. 3.005.7780

Cleanpac packaging (10 pcs): Mat. no. 0.411.9691



KaVo Spray

Universal lubrication spray for manual lubrication of KaVo instruments, environmentally friendly propellant, each contains 500 ml.

Pack. 2112 A (6 cans):

Country-specific Mat. no. 0.411.9640* or 1.011.5721**

Accessories:

INTRA spray head (5 pcs): Mat. no. 0.411.9911

MULTIflex spray head (5 pcs): Mat. no. 0.411.9921

COMFORTdrive spray head (1 pc): Mat. no. 1.005.3154

Spray head for NSK turbines (1 pc): Mat. no. 1.005.8436

Spray head for Sirona turbines (1 pc): Mat. no. 1.005.8365

Cleanpac packaging (10 pcs): Mat. no. 0.411.9691



Cheaper —
maybe

Better —
probably not



KaVo BOX — Original Factory Repair is available in certain countries only.
In all other countries, please contact your authorised KaVo dealer.

Making sure your KaVo instrument remains a KaVo instrument: KaVo Original Service.



When a KaVo instrument needs a service, second best is just not good enough. It deserves the best — a KaVo Original Factory Repair. Fitting third-party parts can impair functionality (and therefore any treatment provided) as well as invalidate the KaVo warranty. A KaVo Original Factory Repair means only KaVo Original replacement parts are used. So ensure optimum treatment quality, unbeatable reliability and greater longevity at attractive fixed prices from KaVo.

Benefits of KaVo Original replacement parts:

- Developed, tested and certified by KaVo
- Necessary to ensure top-quality repairs
- Optimum functionality, longevity and safety for patients and users

You know how important quality is when it comes to the KaVo medical devices you use:

- The use of KaVo Original replacement parts guarantees all components work together as efficiently and safely as possible and gives you the security of a factory warranty and an all-round service by KaVo
- If KaVo medical devices are repaired with third-party replacement parts, this invalidates the KaVo operator licence and the warranty and liability is transferred to the party carrying out the repairs

You know in advance just how much you can save later: factory repairs at attractive fixed prices!



- 1 Visit www.kavobox.com and select KaVo Original Factory Repair. If you like, you can order an empty KaVo BOX up front.



- 2 Place your KaVo products in the KaVo BOX. UPS® picks up the box automatically the next working day.



- 3 You get your KaVo products back fast, freshly serviced and repaired.

Available in many countries:

our best service for dentists and dental technicians

- KaVo Original Factory Repair direct from us (no third parties)
- Knowledgeable, skilled and highly trained technicians with many years' experience
- Top quality through the use of KaVo Original replacement parts, tools and testing devices
- Fast returns to your practice

Our fixed price, your advantages:

- Attractive fixed prices for almost all imaginable repairs
- Full cost coverage for accepted warranty claims
- Automatic pick-up and delivery of the KaVo BOX
- 1-year warranty on repairs and replaced parts
- Save time online at www.kavobox.com



Not genuine means genuinely dangerous!
Counterfeit products present a health risk.



With online sales becoming increasingly common, there is a higher risk of people being offered counterfeit dental instruments that are advertised as KaVo Original products but which are actually marked with forged CE markings. Any instruments with counterfeit or non-original replacement parts may prove damaging to health and present a risk to both treatment personnel and patients.









Quality at a glance: how to spot counterfeit instruments!

It can often be difficult to spot counterfeit instruments at first sight because the packaging and labels are only very slightly different. But the technical quality of these fakes differs significantly from the original. Also, counterfeit products violate industrial property rights and the copyright.

Quality comes at a price, but it's fair to say that a fake could prove much more costly in the end!

To prevent potential harm to patients and dentists, we will continue to pursue a hard line against counterfeits. We would also ask you – for your own safety too – to let us know if you notice any instruments being offered which might be counterfeit. Please email us at tm.reporting@kavo.com. Many thanks!

You can be sure of getting original KaVo quality from approved KaVo dealers. All addresses can be found at www.kavo.com/kavo-dealers-worldwide

	Packaging	Instrument head	Spray ports	Type plate	
KaVo Original	 <p>Original KaVo tray</p>	 <p>Matt, with 4 small notches</p>	 <p>Number of spray ports on a ring</p>	 <p>Type plate with CE markings and correct address</p>	<p>The introduction of a modified product in the market, in which the reasonable suspicion exists to endanger the safety and health of patients or users, is prohibited by MPG §4, Abs.1 No. 1 and therefore requires its own conformity check.</p>
Counterfeit (examples)	 <p>Neither key nor tray are from KaVo</p>	 <p>Shiny, 2 large notches only</p>	 <p>Number of spray ports on 2 rings</p>	 <p>Type plate with no CE markings and a mistake in the street name (Bi8marckring)</p>	

Register

KaVo	Page	KaVo	Page
ARCUS/ARCSevo	59	Maintenance	90-91
ARCUSdigma 3	59	MASTER series	14-23
Articulators	58-59	MASTERmatic	18-19
		MASTERsurg LUX Wireless	84
CLEANSpray	93	MASTERtorque	23
Counterfeit products	96-97	Motors	42-43
Couplings	46-47	MULTiflex couplings	46-47
DIAGNOcam Vision Full HD	67-70	PiezoLED	55
DIAGNOcam	71-72	Prophylaxis	62
DIAGNOdent pen	73	Endodontics	79
DRYSpray	93	PROPHYflex 4	64-65
		PROPHYflex powder	63
ELECTROmatic	44-45/80	PROPHYflex Perio Powder	63
ERGOcam One	66/73	PROPHYpearls	63
EXPERT series	24-31	PROTARevo	59
EXPERTmatic	28-29		
EXPERTsurg LUX	84	QUATTROcare PLUS Spray	92
EXPERTtorque	31	QUATTROcare PLUS 2124 A	92
Handpieces and contra-angles	18-19	Restorations workflow	74-75
	28-29	RONDOflex plus 360	77
	36-37		
		SMART series	32-37
INTRA heads for MASTERmatic	20-21	SMARTtorque	39
INTRAmatic motors	42-43	SONICflex scaler	48-54
		Prophylaxis	62
		Endodontics	79
K5 plus 4911	57	Surgery	83
KaVo BOX	95	Accessories	54
KaVo Original Service	94-95	Surgical handpieces and contra-angles	85-87
KaVo Spray	93	Surgical motor LUX S600 LED	85
K-ERGOgrip 4944	56	SURGMatic S201 XL Pro S201 L Pro	85
K-POWERgrip 4941	57		
Laboratory handpieces	56-57	Turbines	

23/31/38/39

Dental Excellence in every area



Practice equipment

KaVo treatment units and lights, dental chairs, patient communication systems and additional operatory accessories



Instruments

Dental straight and contra-angle handpieces, turbines, air polishing systems and small equipment for all application areas including diagnosis, prophylaxis, restorative, surgery, endodontics and instrument care



Imaging

Intraoral X-ray, sensors and imaging plates, panoramic and extraoral X-rays, including combined with DVT, as well as dedicated DVT equipment for any indication in dentistry.

The products, features and services shown and described in this catalogue are not available in all countries. All specifications were correct at the time of publication. KaVo Dental GmbH assumes no liability for deviations in colour or form from the illustrations, mistakes or printing errors and reserves the right to make changes to the brochures at any time. Reprinting, even just of excerpts, is only permitted with the consent of KaVo Dental GmbH.